



# Washington State Transportation Commission Presentation

Ashley Probart  
Executive Director  
December 9, 2025



# Overview: TIB Mission and Core Values

Eligibility: All 281 Cities and Urban portions of Counties

## Improve and Innovate

TIB actively modernizes and improves its business practices to ensure a deliberate connection between policies and actions.

Creativity and technology are used to find innovative ways to improve our projects, products and efficiency. "The way we've always done it" is rejected in favor of the best ways we can find to perform our work.

## Manage projects to Ribbon Cutting

Involvement of the TIB staff increases after project selection. The goal of the agency is project completion rather than grant award.

TIB staff know their projects sufficiently to foresee and avoid potential problems.

## TIB Mission

The TIB funds high priority transportation projects in communities throughout the state to enhance the movement of people, goods, and services.

## Catalyst for project completion

TIB ensures that a strong prospect of full funding exists before providing funds.

Grants should be effective at leveraging additional funds and ensuring project completion.

## Dollars in the ground, not in the bank

Transportation funding should be actively managed to its most efficient use. Inventory control is persistent to prevent hidden pitfalls.

Financial management is superior and financial decisions prudent, but aggressive.



# Transportation Improvement Board Funding:

---

## Codified:

- State Gas Tax: \$213M/biennium (before C-19)-@\$200M today and declining-2% indexing beginning in 2026
- *Electric Vehicle Fee: \$7.6M/biennium*

## Connecting Washington-Not Codified

- Gas Tax: \$9.7M/biennium
- Complete Streets Program: \$14.67M/biennium

## Move Ahead Washington-Not Codified

- City Preservation: \$10M/biennium
- Complete Streets Program: \$19M/biennium increase

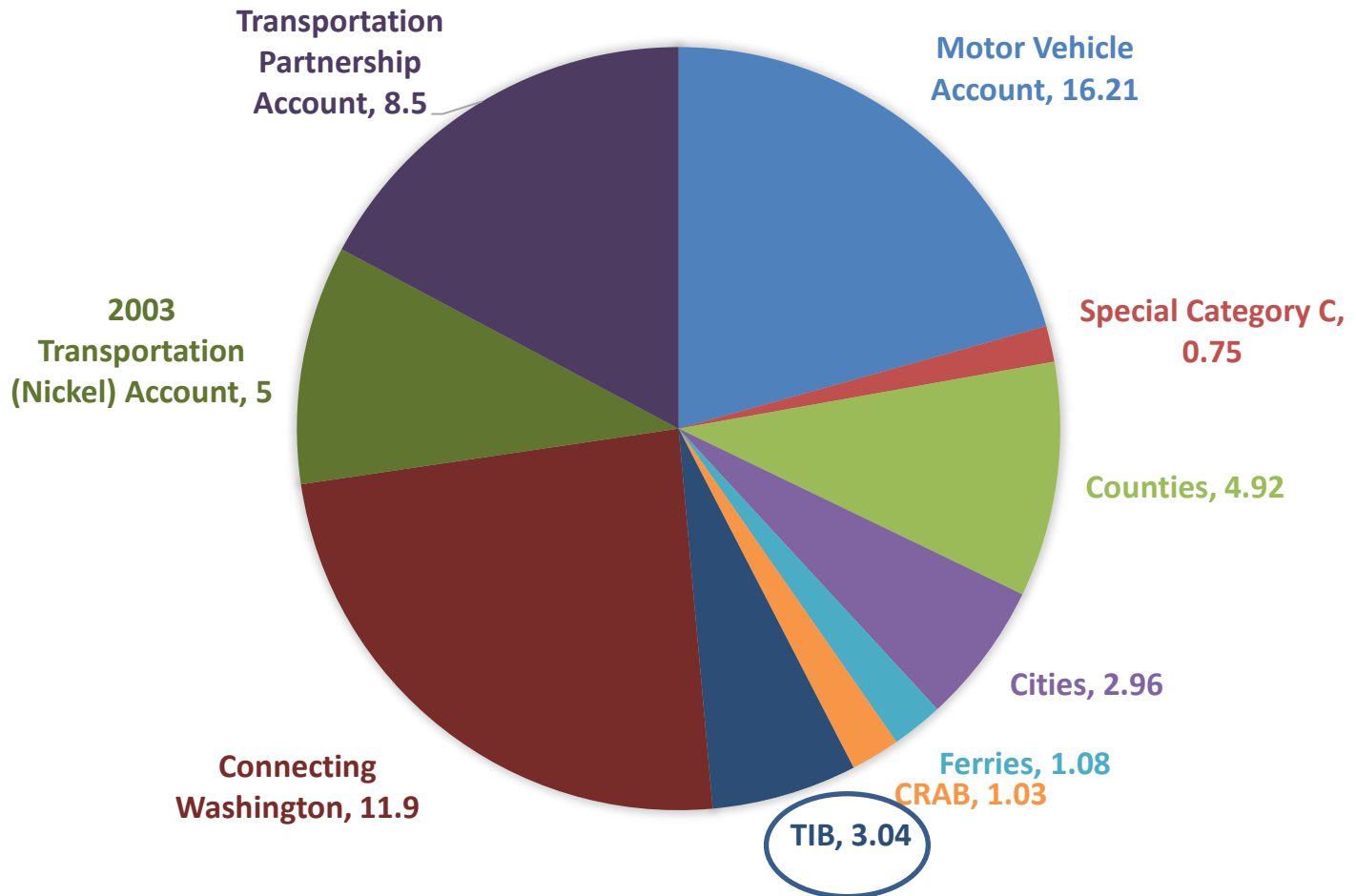
## 2025 Transportation Package-Not Codified (CCA funding)

- Complete Streets Program: \$21M/biennium starting 27-29



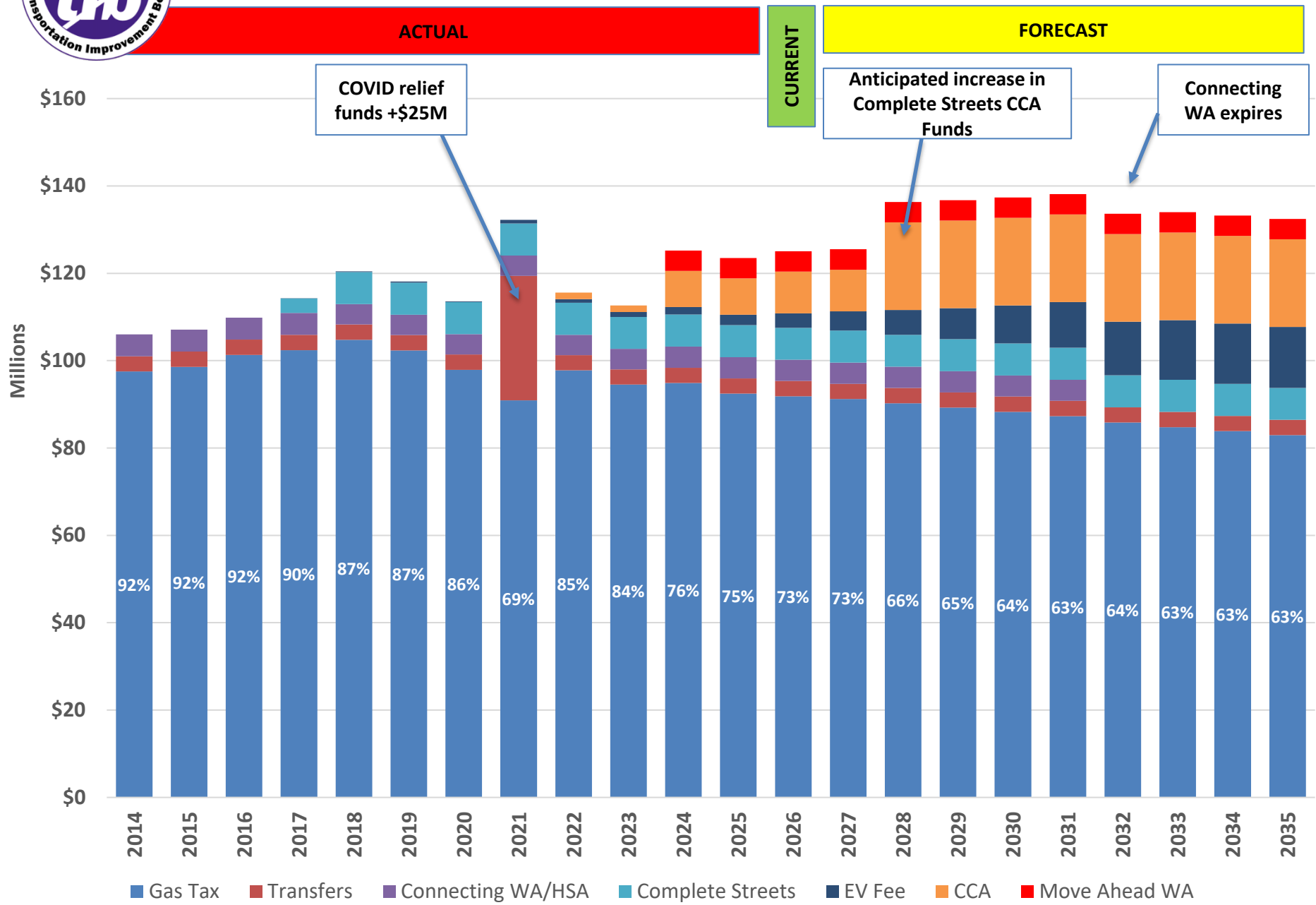
# TIB share of state gas tax distribution

## 55.4-CENT GAS TAX DISTRIBUTION





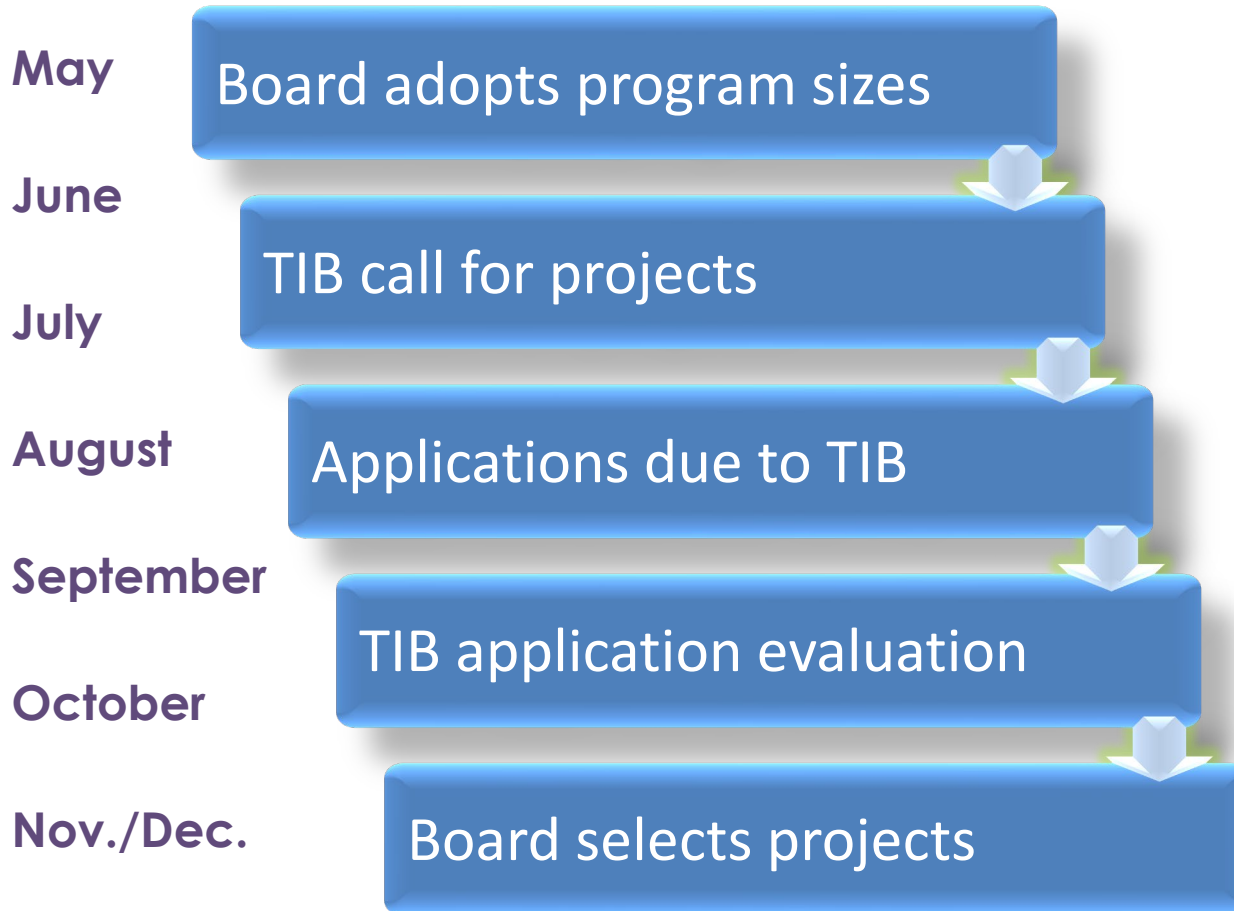
# Transportation Improvement Board Revenues:





# Annual Grant Funding Cycle

---



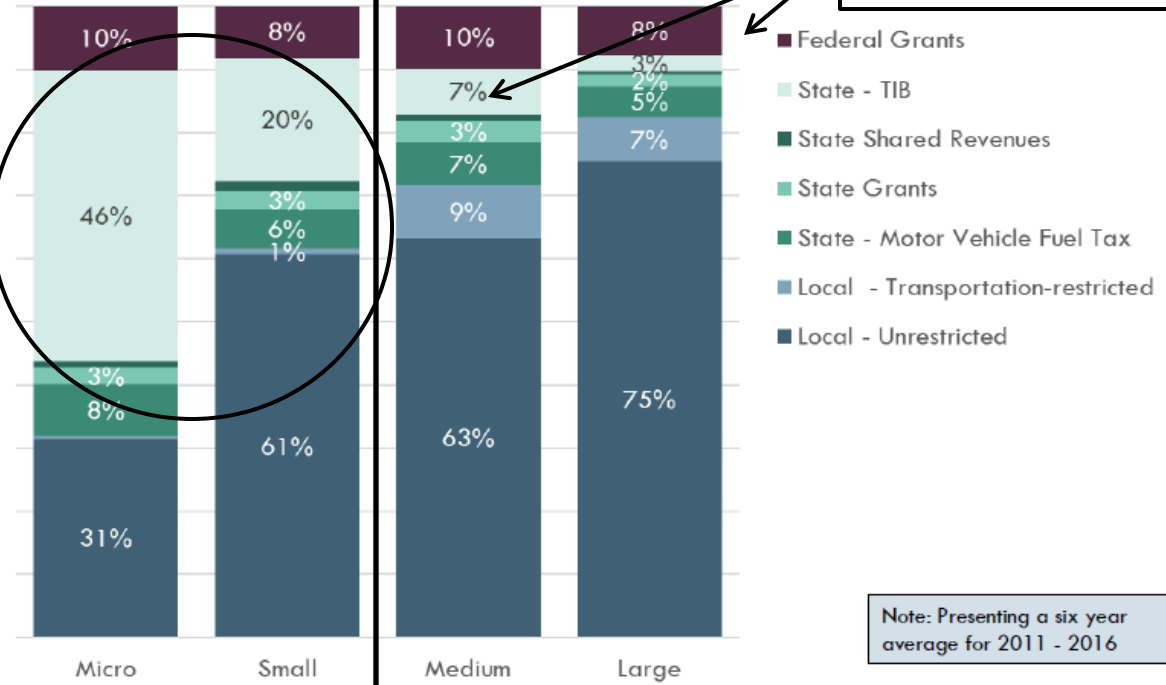


# Programs and projects: A local government perspective

## City Transportation Revenues by City Type

TIB is the lifeline for small city funding. 20% of TIB funding

Game changer on urban arterial projects-80% of TIB funding.



Note: Presenting a six year average for 2011 - 2016



5,000 pop.<

>5,000 pop.



# November 2025 Board Awards



Program	APPLICATIONS SUBMITTED		RECOMMENDED FOR FUNDING	
	Number	Funds Requested	Number	Funds Recommended
Urban Arterial Program (UAP)	61	\$150.6 M	29	\$77.0 M
Urban Active Transportation Program (ATP)	34	\$19.6 M	17	\$7.9 M
Arterial Preservation Program (APP)	27	\$17.7 M	17	\$11.7 M
Small City Arterial Program (SCAP)	21	\$13.4 M	6	\$5.2 M
Small City Active Transportation Program (SC-ATP)	28	\$11.4 M	9	\$3.0 M
Small City Preservation Program (SCPP)	53	\$26.7 M	31	\$15.6 M
Small City Maintenance Program (SCMP)	22	\$2.6 M	14	\$1.2 M
Complete Streets Program (CSP)	84	\$92.9 M	37	\$30.5 M
<b>TOTAL</b>	<b>330</b>	<b>\$334.9 M</b>	<b>160</b>	<b>\$152.1 M</b>



# November 2025 Board Awards



Urban Arterial Program (UAP)

Urban Active Transportation Program (U-ATP)

Arterial Preservation Program (APP)

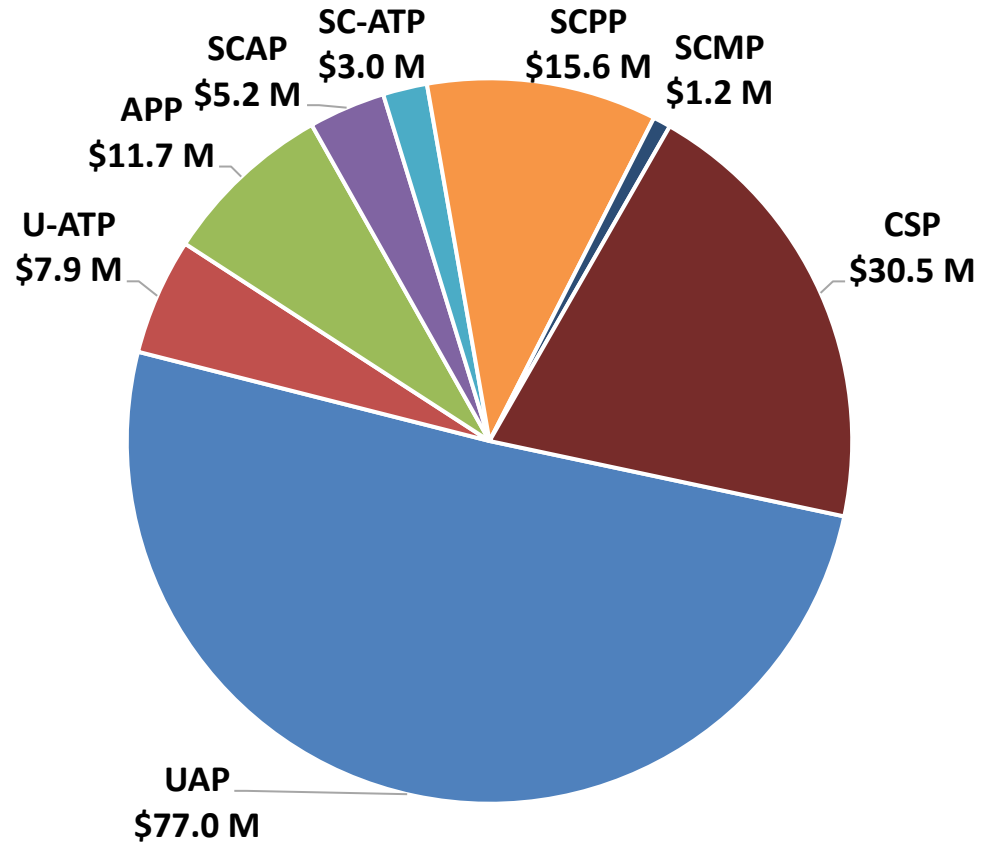
Small City Arterial Program (SCAP)

Small City Active Transportation Program (SC-ATP)

Small City Preservation Program (SCPP)

Small City Maintenance Program (SCMP)

Complete Streets Program (CSP)





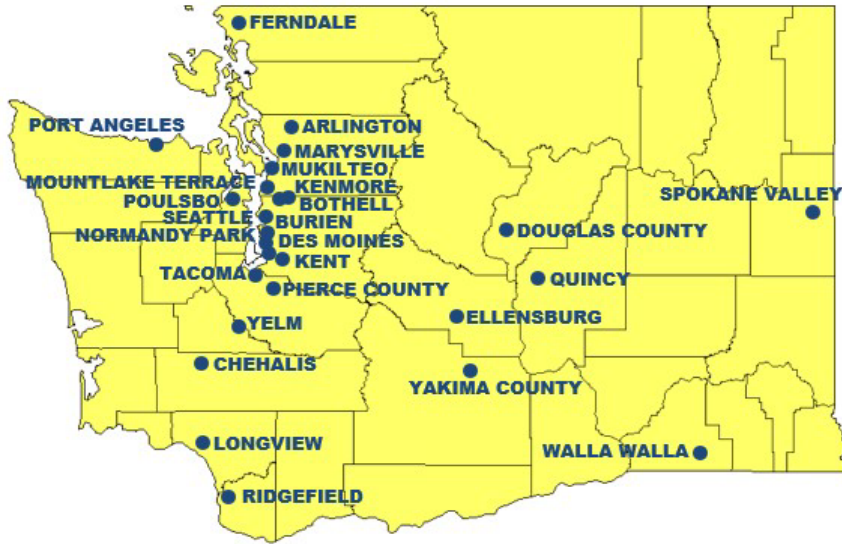
# Urban Arterial Program

For incorporated cities over 5,000 population and urban areas of counties

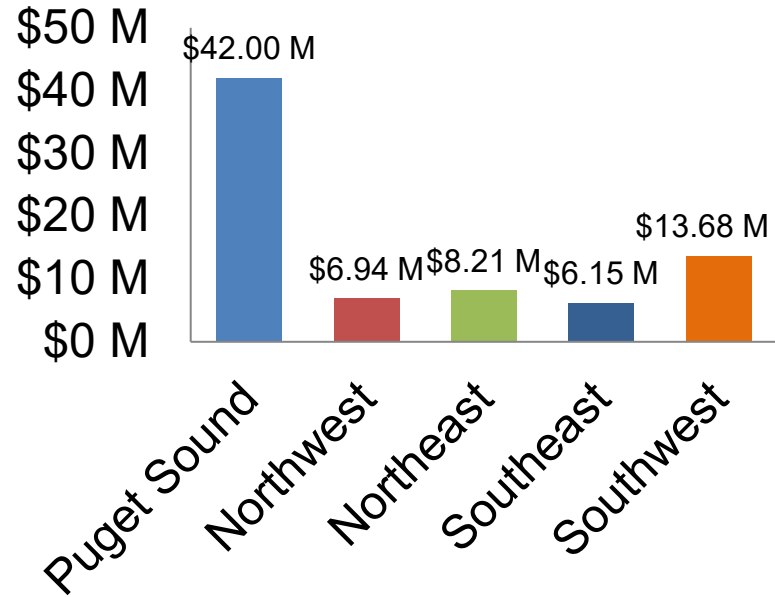
Eligible Agencies: 149

Number of Projects: 29

Total TIB Funds: \$76,982,647



Regional Funding Distribution



Projects that improve at least one of the following:

- Safety
- Growth & Development
- Physical Condition
- Mobility





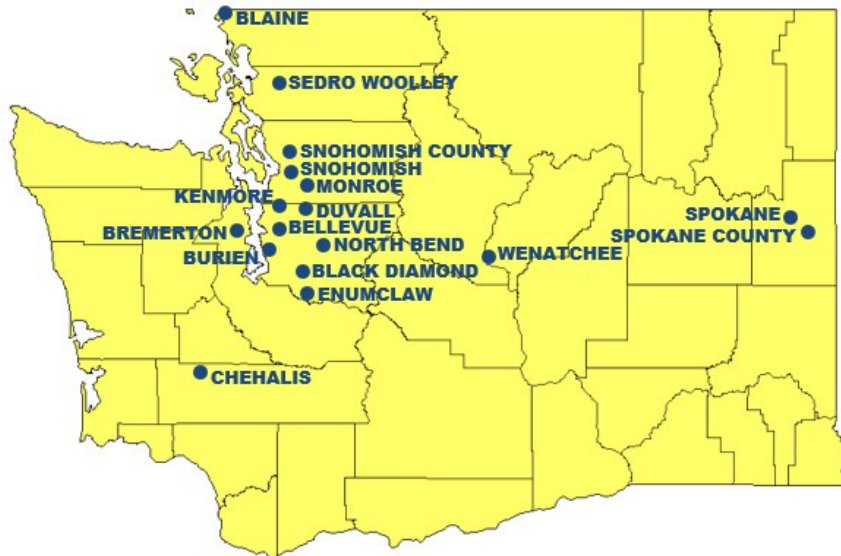
# Urban Active Transportation Program

For incorporated cities over 5,000 population and urban areas of counties

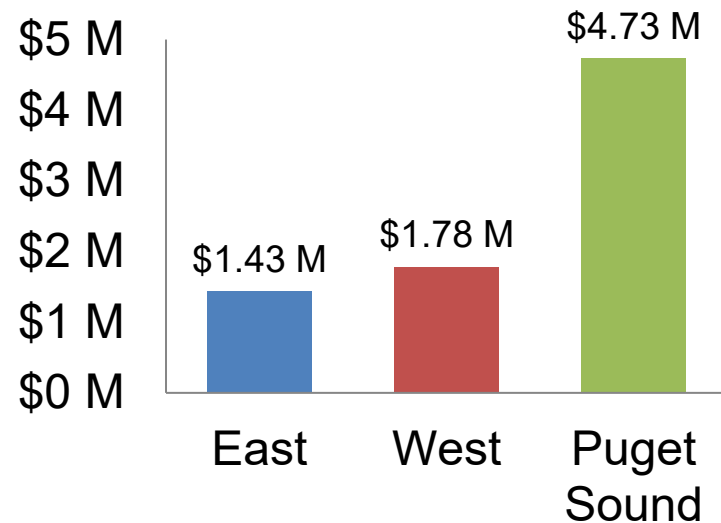
Eligible Agencies: 149

Number of Projects: 17

Total TIB Funds: \$7,942,614



Regional Funding Distribution



Projects improve pedestrian safety, access, connectivity, and address system continuity.





# Arterial Preservation Program

For incorporated cities over 5,000 population and valuation under \$3 Billion

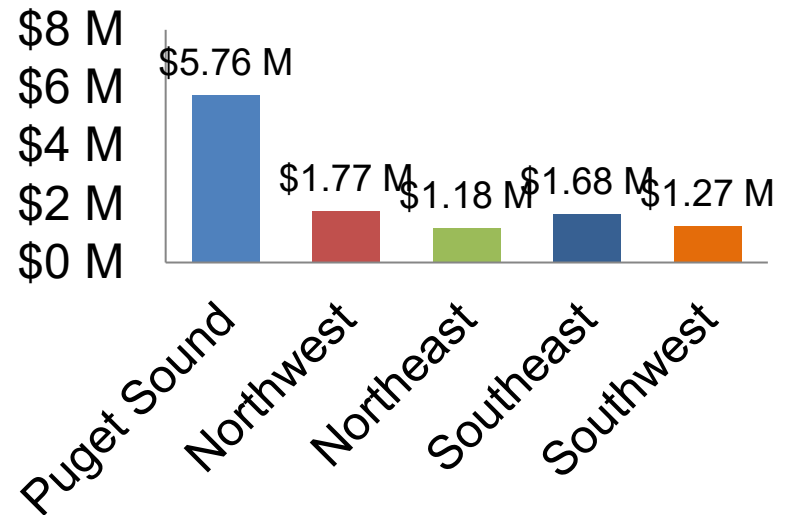
Eligible Agencies: 53

Number of Projects: 17

Total TIB Funds: \$11,660,164



Regional Funding Distribution



- Overlay and Full Depth Reclamation on Federally classified routes. Eligibility is likely to be broadened in coming years.



# Small City Arterial Program

For incorporated cities and towns under 5,000 population

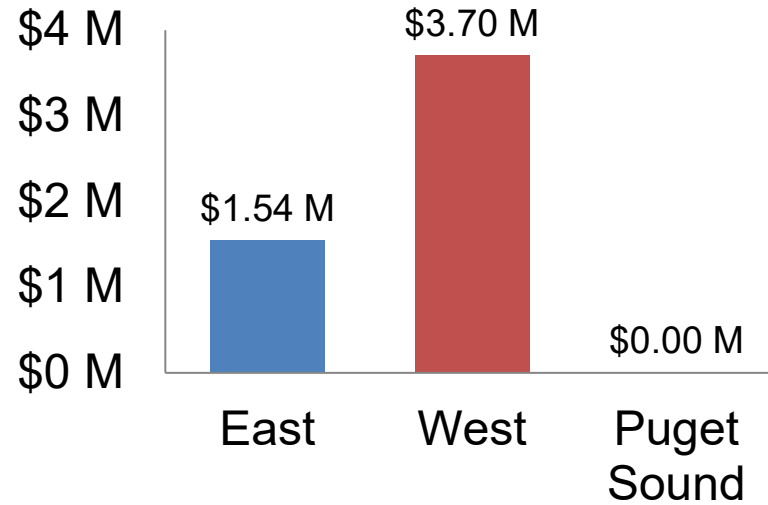
Eligible Agencies: 159

Number of Projects: 6

Total TIB Funds: \$5,242,062



Regional Funding Distribution



Projects that improve at least one of the following:

- Safety
- Physical Condition
- Mobility





# Small City Active Transportation Program

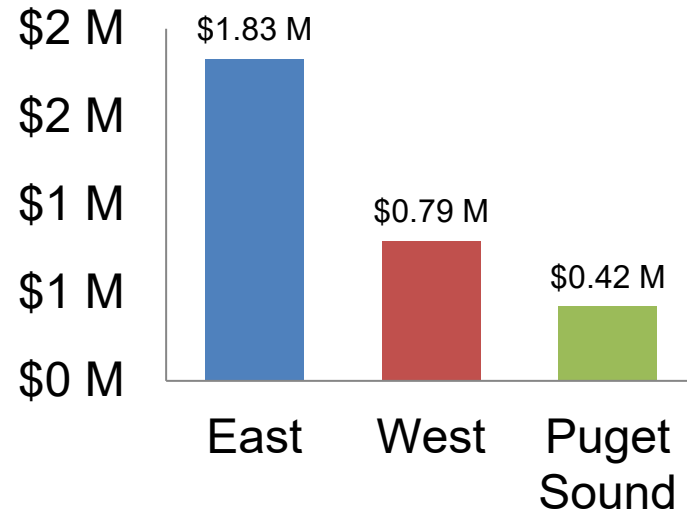
For incorporated cities and towns under 5,000 population

Eligible Agencies: 159

Number of Projects: 9  
Total TIB Funds: \$3,045,713



Regional Funding Distribution



Projects improve pedestrian safety, access, connectivity, and address system continuity.





# Small City Maintenance Program

For incorporated cities and towns under 5,000 population

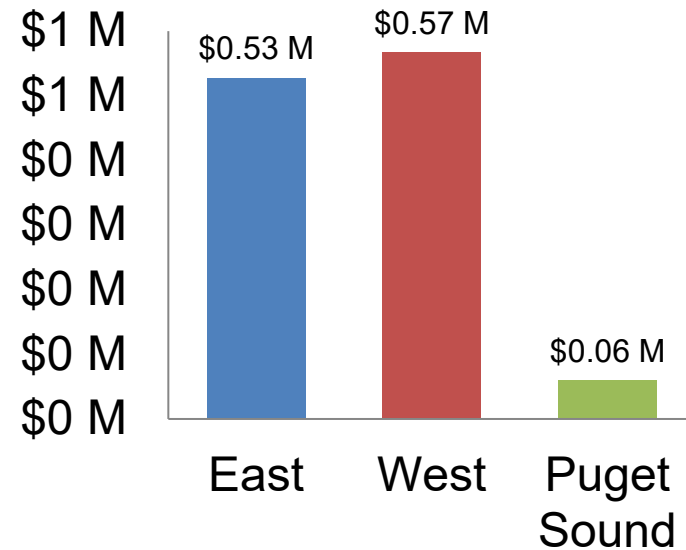
Eligible Agencies: 159

Number of Projects: 14

Total TIB Funds: \$1,153,230



Regional Funding Distribution



- Small City Maintenance- crack seal, minor repairs to prepare for Small City Preservation Program





# Small City Preservation Program

For incorporated cities and towns under 5,000 population

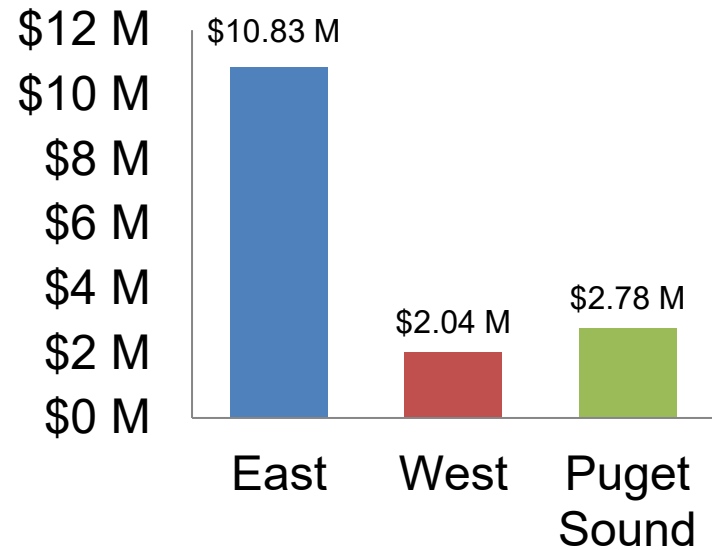
Eligible Agencies: 159

Number of Projects: 31

Total TIB Funds: \$15,649,344



Regional Funding Distribution



- Small City Preservation Program(SCPP)- Chip seal, overlay







# TIB Programs and Project Delivery Standard:

## Major Programs:

Urban: Cities over 5,000 population/Urban portion of County

- Urban Arterial Program
- Arterial Preservation Program (Cities only)
- Urban Sidewalk Program

Small Cities: Cities under 5,000 population

- Small City Arterial Program
- Small City Preservation Program
- Small City Sidewalk Program



## Project Delivery Standard: (WAC 479-05-211)

Urban Programs – must reach bid award within 4½ years

Construction Ready – must reach bid award within 1 year

All Other Programs – must reach bid award within 2½ years

Less than 1% of total projects do not meet standard



# Pavement Condition-Leavenworth

Projects — TIB Initiatives - Small City Street Preservation

Map Key

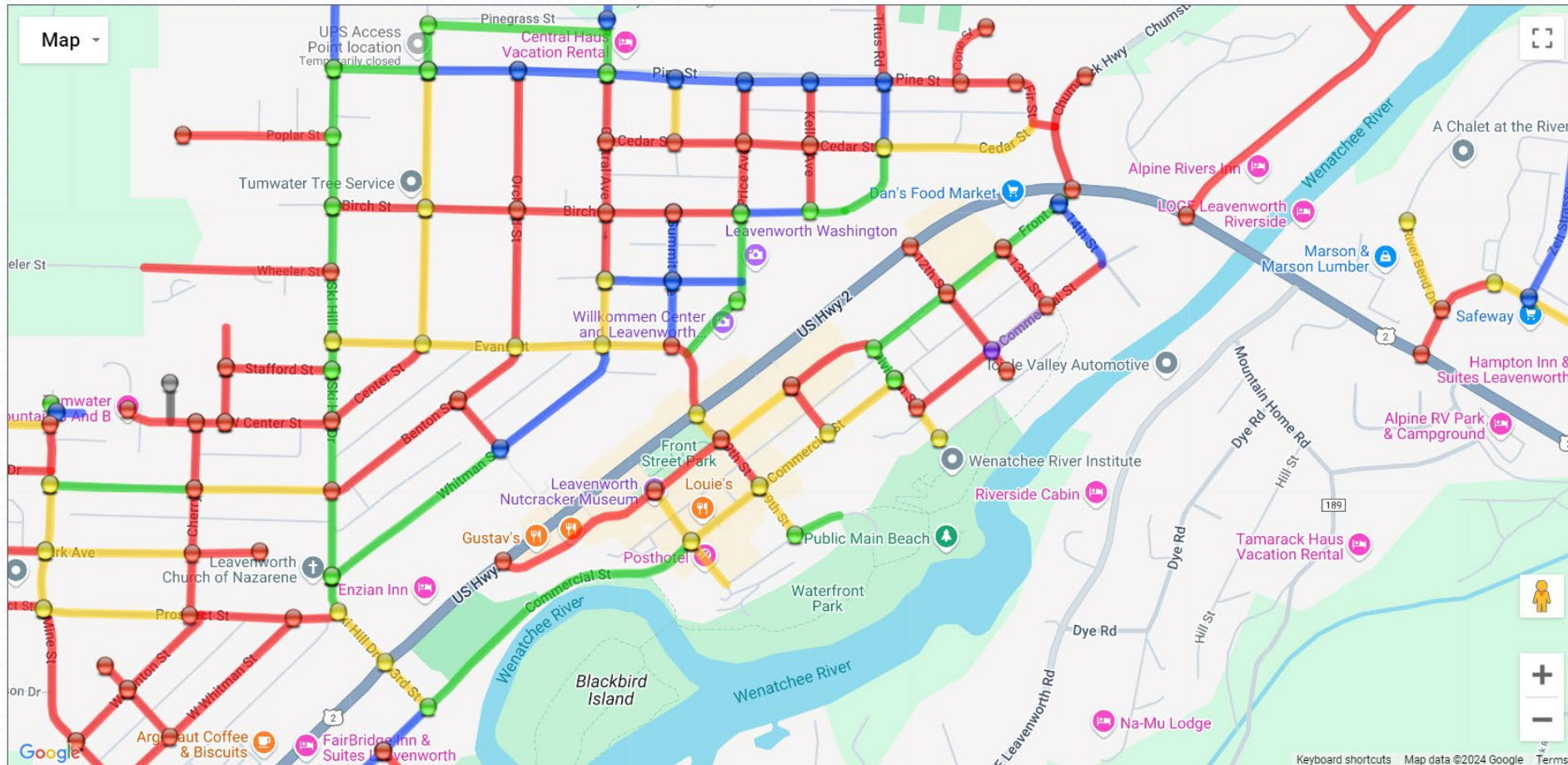
Print

## City of Leavenworth - Street Inventory Map

Average PCR for Leavenworth : **56.6**

Miles of Roadway : **12.9**

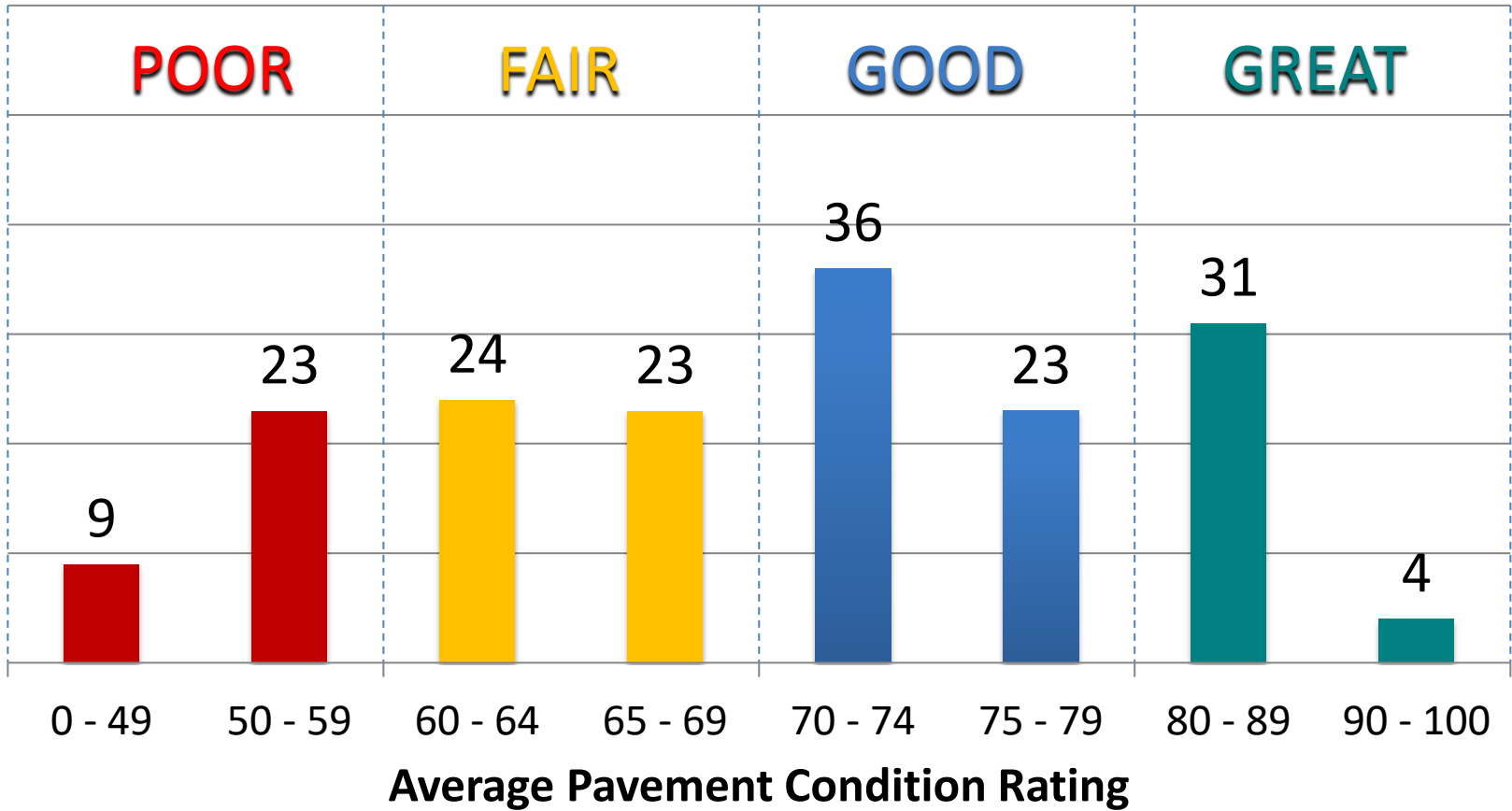
Rated Segments : **166**





# 2008 Small City Pavement Ratings

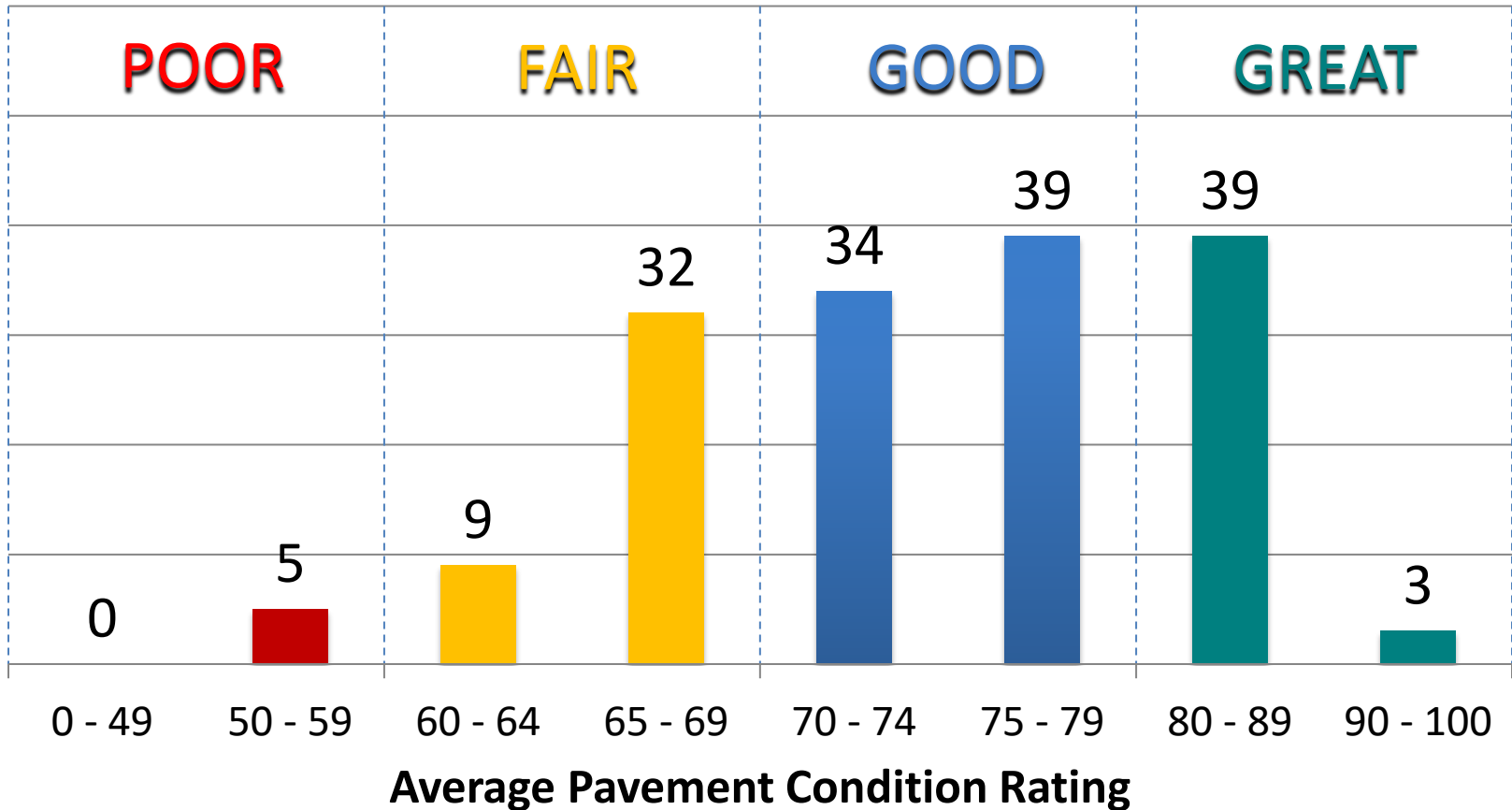
173 small cities





# 2024 Small City Pavement Ratings

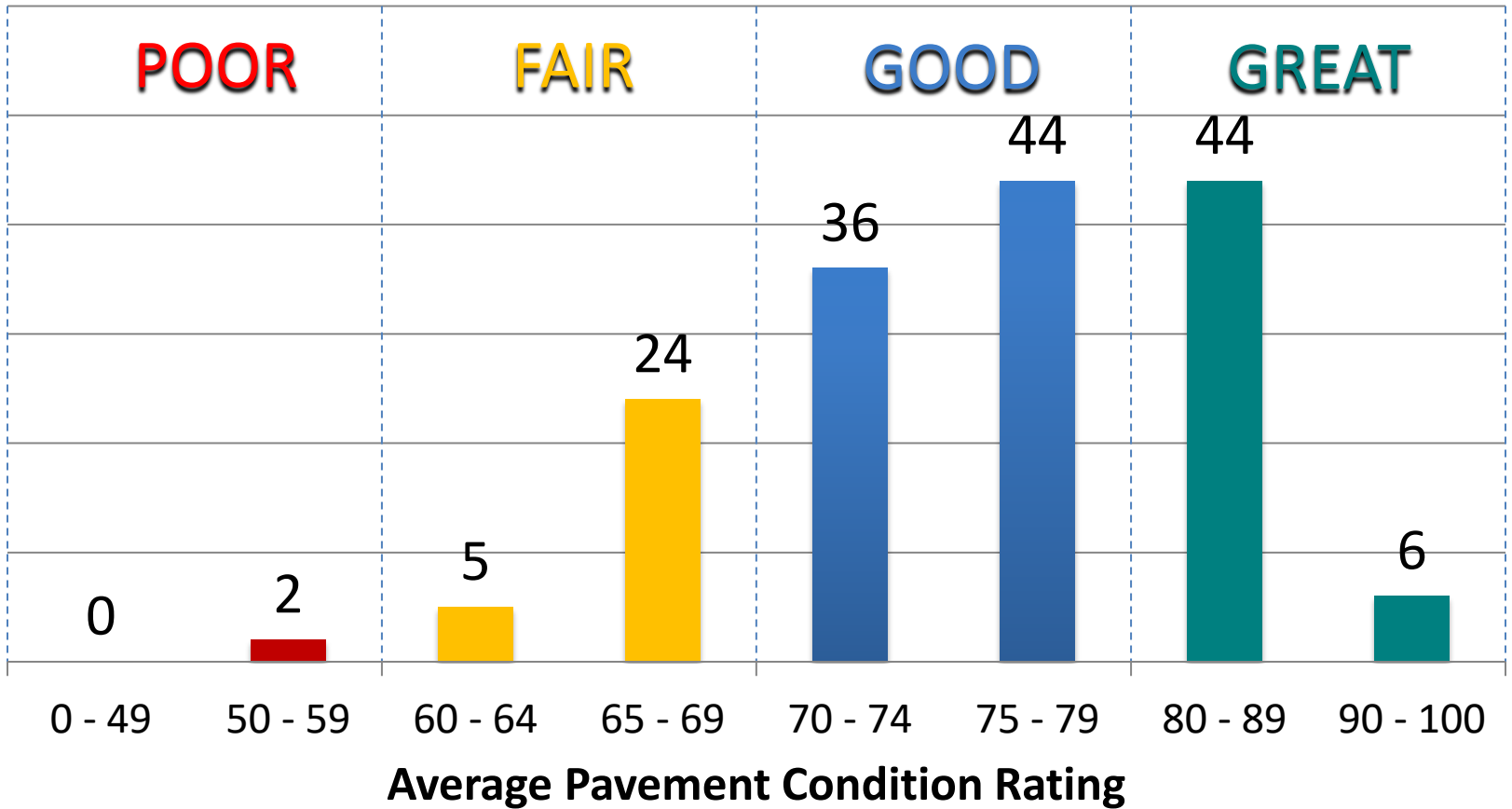
161 small cities





# 2025 Small City Pavement Ratings

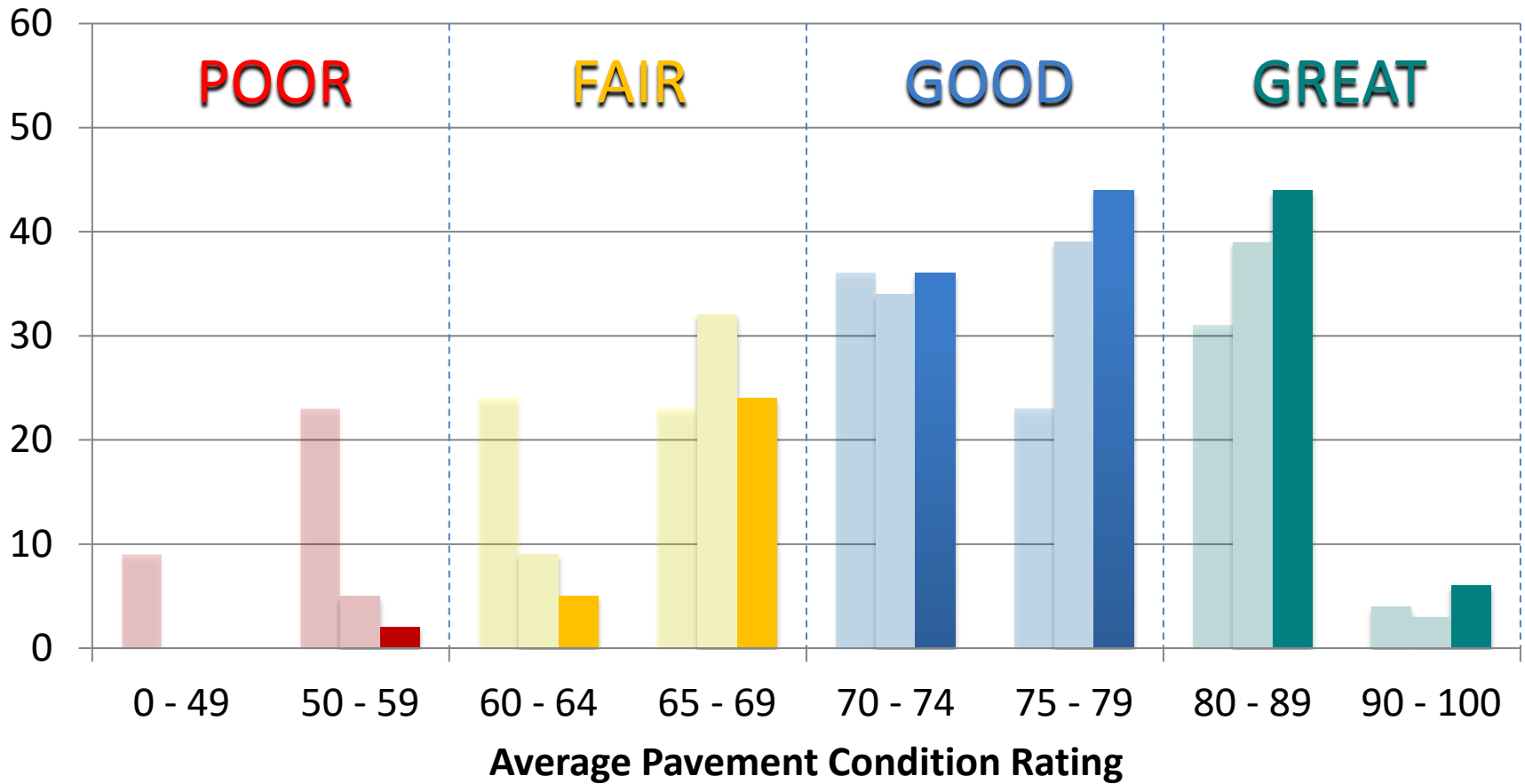
161 small cities





# 2008/2024/2025 Small City Pavement Ratings

161 small cities







# TIB Performance Dashboard:

## <http://www.tib.wa.gov/Dashboard/>

Projects — 9 TIB Project Mapping [Back to State Map](#)

### Projects in Spokane County

TIB Agency: **SPOKANE VALLEY** [Funding Summary](#)

Map City

- 8-3-208(013)-1  
Broadway Avenue Concrete Intersection  
Park Rd  
FY 2024 UAP
- P-E-208(P09)-1  
8th Avenue Pedestrian and Bicycle  
Fancher Rd to Park Rd  
FY 2024 ATP
- 8-3-208(012)-1  
Sullivan Road  
Sprague Ave to 8th Ave  
FY 2023 UAP
- C-E-208(001)-1  
Complete Streets Award  
March 2022 Selection  
FY 2023 CSP
- P-E-208(P08)-1  
8th Avenue  
Coleman Rd to Park Rd  
FY 2023 SP
- 8-3-208(011)-1  
N Argonne Road  
E Montgomery Ave Intersection  
FY 2021 UAP
- P-E-208(P07)-1  
Park Road  
Sharp Ave to Mission Ave  
FY 2021 SP
- 8-3-208(010)-1  
University Road

#### All TIB projects in Spokane Valley

Map Key Print

Map data ©2023 Google



## TIB 2025-27 Biennium Objectives:

---

### Legislative:

- **Road User Charge and Revenue neutrality**
  - **Replace declining gas tax: @3.5 cents**
  - **Replace electrical vehicle fee**
- **Potential “clean-up” TIB bill to remove obsolete references.**
- **Work with agencies to deliver TIB grant awards (most funding in Board history);**
- **Continue to promote low-cost maintenance solutions in small cities**



# TIB 2025-27 Biennium Objectives:

## Address Rapidly Declining Gas Tax Revenues

TIA and SCSPA							
Biennium	Actual	<u>June 2024 Forecast</u>	<u>Sept 2024 Forecast</u>	<u>Difference</u>	<u>Nov 2024 Forecast</u>	<u>Difference from Sept</u>	<u>Difference from June</u>
<u>17-19</u>	\$207,119,228						
<u>19-21</u>	\$188,807,788						
<u>21-23</u>	\$192,279,255						
<u>23-25</u>		\$191,731,600	\$186,695,600	(\$5,036,000)	\$184,225,600	(\$2,470,000)	(\$7,506,000)
<u>25-27</u>		\$196,026,000	\$181,065,200	(\$14,960,800)	\$175,922,400	(\$5,142,800)	(\$20,103,600)
<u>27-29</u>		\$199,772,700	\$178,596,000	(\$21,176,700)	\$173,552,100	(\$5,043,900)	(\$26,220,600)
<u>29-31</u>		\$203,484,600	\$176,376,300	(\$27,108,300)	\$170,986,400	(\$5,389,900)	(\$32,498,200)
<u>31-33</u>		\$207,179,500	\$174,680,800	(\$32,498,700)	\$167,348,900	(\$7,331,900)	(\$39,830,600)



## TIB 2026 Legislative Objectives:

---

### **Legislative:**

- **HB 1823-TIB clean up bill**

### **Monitor:**

- **Road Usage Charge and Ensure Electric Vehicle fee, or equivalent, continues as a TIB revenue stream. “Revenue neutrality.”**
- **Climate Commitment Act**

# Transportation Improvement Board



**Ashley Probart**

Executive Director

(360) 790-5472

[ashleyp@tib.wa.gov](mailto:ashleyp@tib.wa.gov)

[www.tib.wa.gov](http://www.tib.wa.gov)

[www.tib.wa.gov/tibdashboard](http://www.tib.wa.gov/tibdashboard)