



Washington State
Transportation Commission



November 2025 Transportation Revenue Forecast

State Transportation Revenue Overview

December 9, 2025

Aaron Halbert, Financial Analyst

Washington State Transportation Commission

Overall Transportation Forecast



November 2025 Transportation Forecast Highlights

Compared to the previous Sept. 2025 forecast, **total transportation revenue is down:**

 **2025-27 biennium:** \$8.8 billion – **down** \$67.2 million, or -0.75%, compared to Sept.

 **2027-29 biennium:** \$10.8 billion – **down** \$20.4 million, or -0.2%, compared Sept.

 **2029-31 biennium:** \$10.4 billion – **down** \$63.6 million, or -0.6%, compared to Sept.

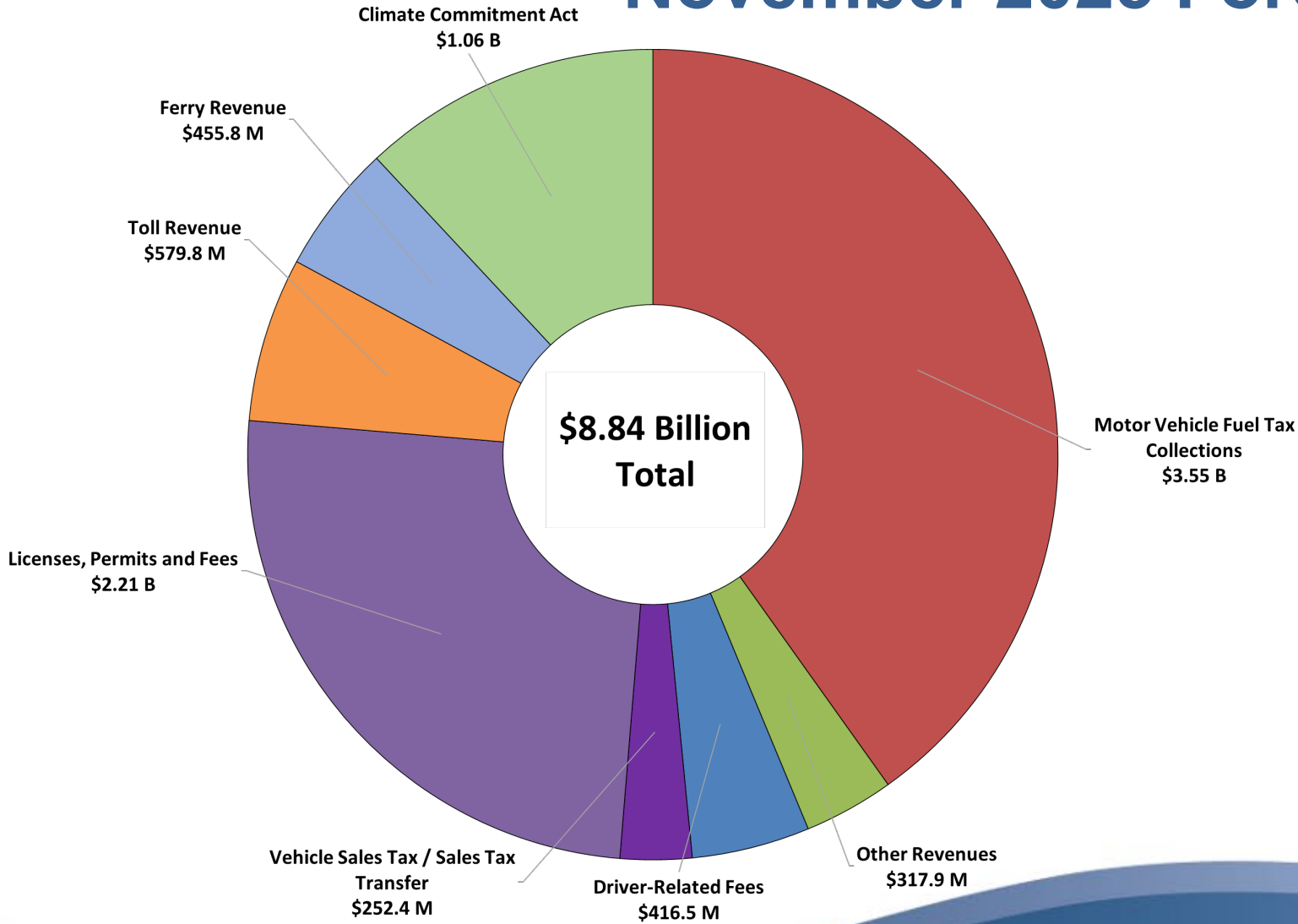
 **Total:** \$30.1 billion – **down** \$151.2 million, or -0.5%

This reduction is primarily driven by declines in revenues from:

- Motor Vehicle Fuel Tax Collections
- Licenses, Permits, and Fees
- Climate Commitment Act

2025-27 Transportation Revenues by Source

November 2025 Forecast

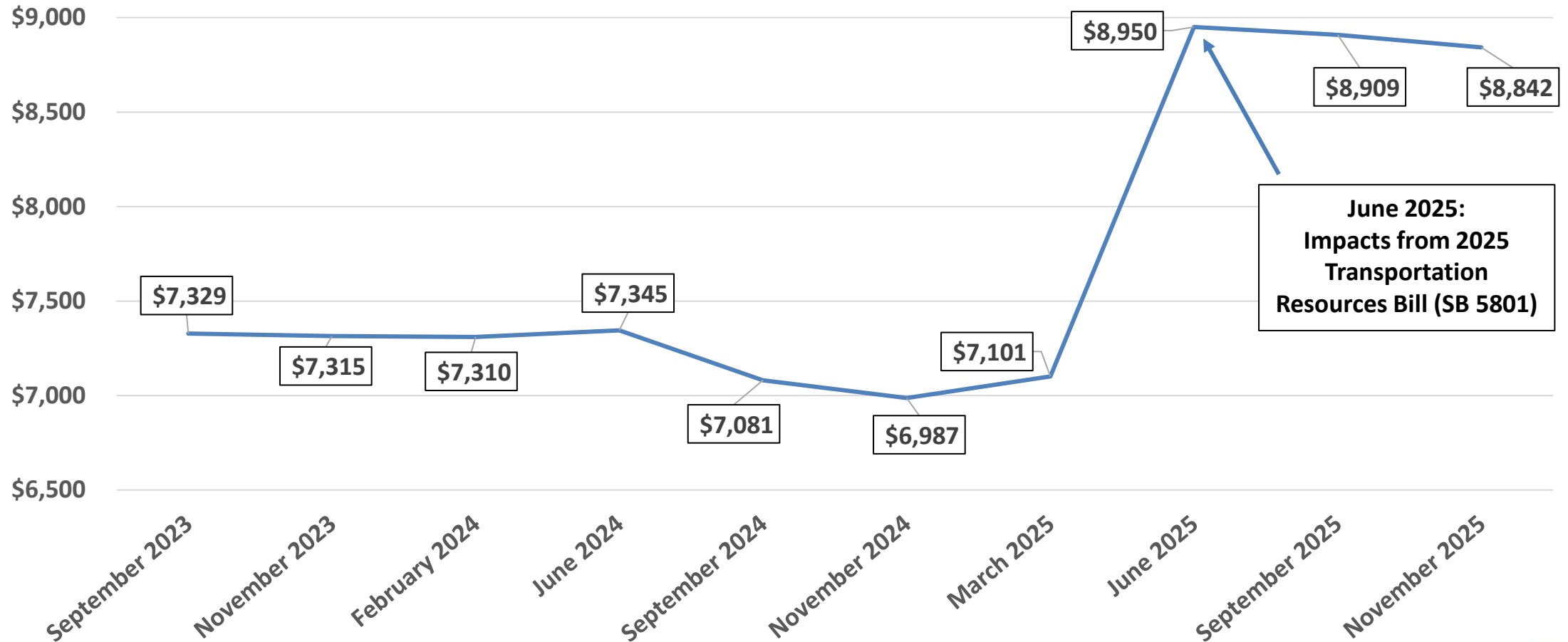


Additional funding sources include:

- Federal funds
- Existing bond authority

2025-27 Transportation Revenues*

November 2025 Forecast vs. Prior Forecasts




*In millions of dollars

September 2025 Transportation Revenue Highlights

November vs. Sept. 2025 Forecasts

November 2025 forecasted revenues compared to prior forecast (September 2025)

Fuel Tax Revenue




2025-27 Biennium: \$3.5 billion, **down** \$47.4 million or -1.3%

2027-29 Biennium: \$3.7 billion, **down** \$47.7 million or -1.3%

2029-31 Biennium: \$3.8 billion, **down** \$23.1 million or -0.6%

Vehicle Licenses, Permits and Fee Revenue



2025-27 Biennium: \$2.2 billion, **down** \$16.6 million or -0.7%

2027-29 Biennium: \$2.4 billion, **down** \$21.0 million or -0.9%

2029-31 Biennium: \$2.6 billion, **down** \$19.8 million or -0.75%




September 2025 Transportation Revenue Highlights

November vs. Sept. 2025 Forecasts

November 2025 forecasted revenues compared to prior forecast (September 2025)

Climate Commitment Act (CCA)

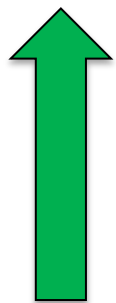


2025-27 Biennium: \$1.05 billion, **unchanged** from September

2027-29 Biennium: \$860.2 million, **unchanged** from September

2029-31 Biennium: \$753.8 million, **down** \$100.7 million or -11.8%

Other changes between 2025-27 through 2029-31



Toll Revenue: **up** \$142.7 million (+7.9%)

Ferry Revenue: **up** \$10.5 million (+0.7%)

Driver-Related Fees: **up** \$2.3 million (+0.2%)

Rental Car Tax: **up** \$2.0 million (+0.4%)



Vehicle Sales Tax: **down** \$9.7 million (-0.5%)

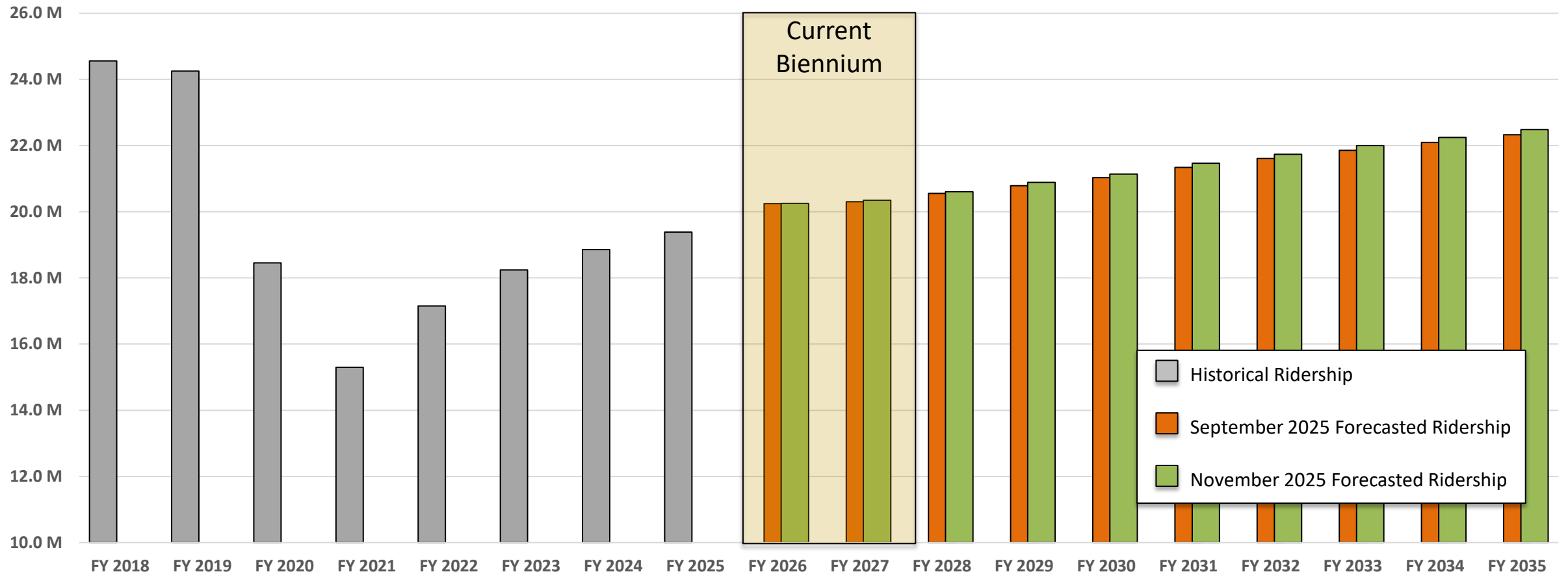
Business/other Revenue: **down** \$22.8 million (-2.9%)



Ferries Forecast



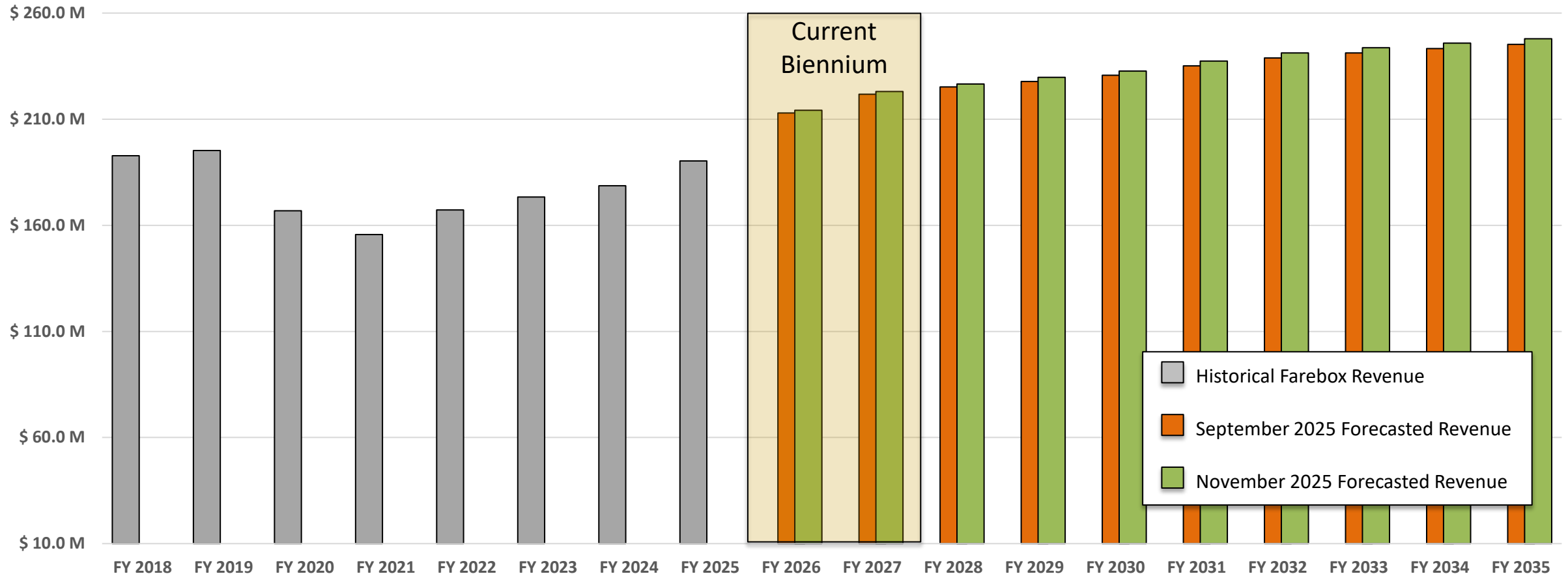
Total Ferry Ridership Demand – November vs Sept.



2025-27 Biennium Total Ridership: 40.6 million riders ↑ Up 0.13% from September 2025

- This includes 21.4 million passenger riders and 19.1 million vehicle/driver riders

Total Ferry Farebox Revenue – November vs Sept.



2025-27 Biennium Total Farebox Revenue: \$437.2 million ↑ Up 0.6% from September 2025

- This includes \$413.5 million from base ferry fares and \$23.8 million from the capital/vessel surcharge



November 2025 Ferries Forecast vs Fare Revenue Target

The 2025-27 Transportation Budget assumes **\$408.8 million** to come from ferry fare revenue for ferry operations.

The September 2025 forecast projects **\$413.5 million** in ferry fare revenues for the 2025-27 biennium.

- That is **\$4.7 million** above the fare revenue target.

2025-27 Fare Revenue Target	November 2025 Forecast	Difference
\$ 408,765,000	\$ 413,453,000	+ \$ 4,688,000

Questions?

Aaron Halbert, Financial Analyst

Washington State Transportation Commission

transc@wstc.wa.gov

360-705-7070