

# ***The Future of Transit Services in the Region***

***WA State Transportation Commission***

*4/17/2025*



# What we'll cover today

- Transit integration & passenger experience
- Building a regional system
- Eastside transit investments
  - 2 Line
  - Stride Bus Rapid Transit





# Voter-approved system

## Link light rail 1 2 3 4 T

- Five lines
- 116 miles
- 83 stations

## Sounder trains N S

- Two lines
- 91 miles
- 14 stations

## Stride bus rapid transit

- Three lines
- 45 miles on I-405 and SR 522 **S1 S2 S3**
- Serving 12 cities and connecting to light rail in Shoreline, Lynnwood, Bellevue, and Tukwila

# ***Transit Integration & Passenger Experience***

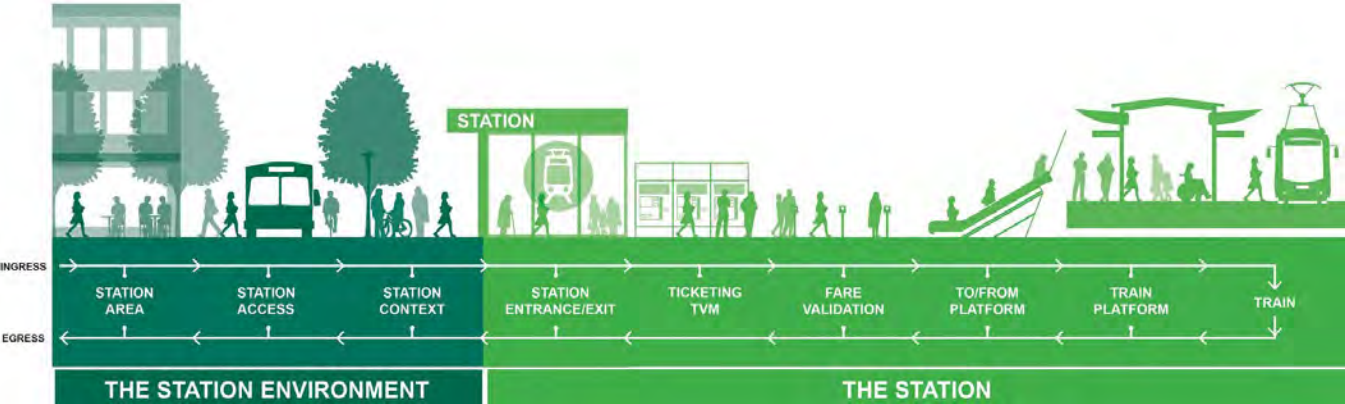

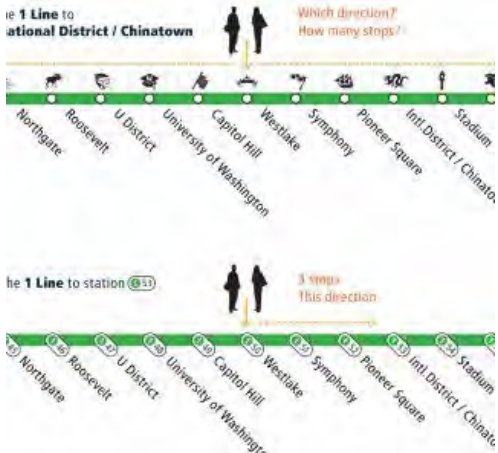






# Passenger experience- a core value

*We will deliver a transit trip that is dependable, safe, and clean, with informed riders; while striving to create an experience that is simple, seamless and intuitive*



# How we deploy public safety resources

King County Sheriff

**Foot, bike, K9 patrol; uniform and plain clothes**

Increased staffing by 54% year-over-year to 68 dedicated police officers; 75% of target

Security

**Provide 24/7 security service across the system**

Four of four approved contracts now in place; ongoing efforts to increase officer availability

Fare Ambassadors

**Spot-check fare compliance**

Increased from 27 to 51 for more presence in the system

Station Agents

**Passenger service support at specific Sounder & Link stations**

Staffing levels remain constant at 14

Field Activity  
Specialist Team

**Patrol the system to respond to and identify safety and security issues**

Approaching authorized levels

Staff Ambassadors

**Temporary, additional passenger support as needed**

# ***Building a Regional System***



# Sound Transit Capital Program

*An unprecedented investment in the region*

**\$100B Total Investment by Sound Transit**

**Embarking on the next phase at \$60B+**

\$5.6B 2024-2028 Port of Seattle  
\$30B Connecting WA & Move Ahead WA  
\$2.5B City of Seattle



# *Building a world-class transit system together*

**Safety:** Shared commitment

**Culture:** Trust and transparency

**Partnership:** Joint problem solving

**Opportunity:** Broaden opportunities to support Sound Transit

**Capacity Building:** Build regional capacity and remove barriers

**Innovation:** Leverage innovation



Safe



On Time



Economical

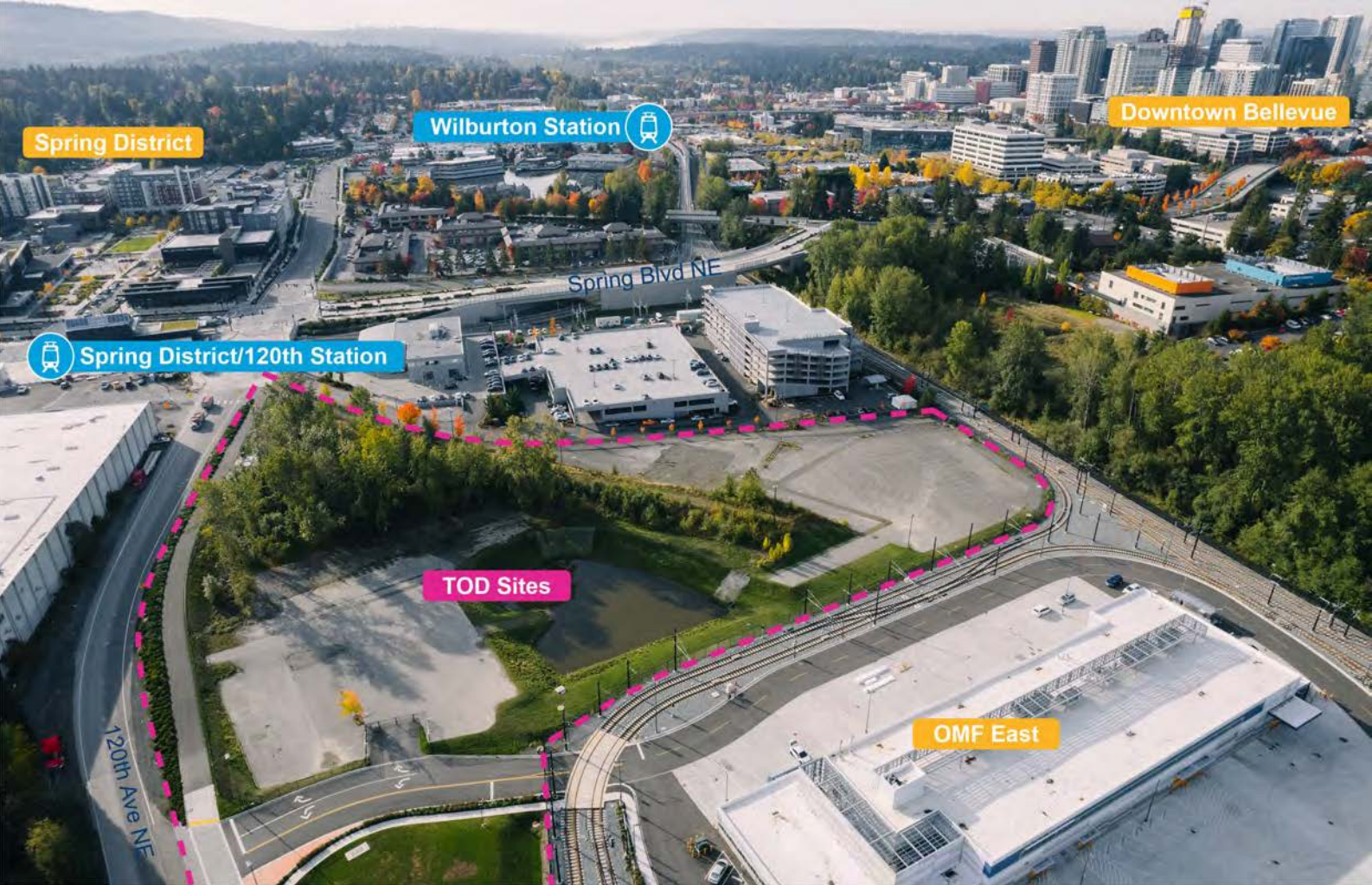


High Quality

# ***Eastside Transit Investments***



# OMF East & transit-oriented development





# Development underway

## Site Size:

6.8 acres

## Phase I:

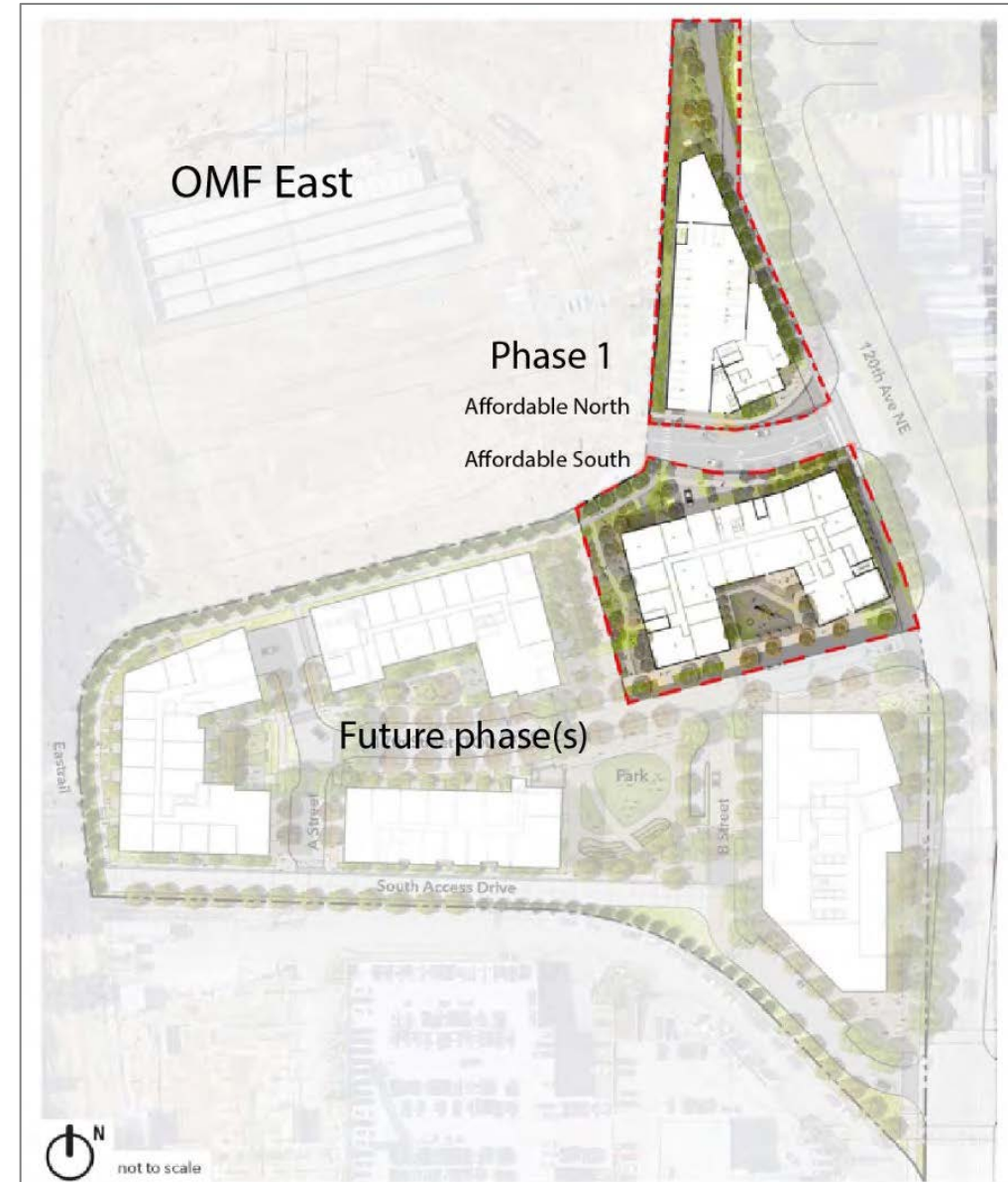
234 affordable housing units

## Status:

Under construction  
Completion in 2026

## Future phases:

400+ market-rate housing units  
190,000+ SF office space



## 2 Line service in East King County

### Opened to the Public in April 2024

- 8 stations between South Bellevue and Redmond Technology Station
- **35,000 people** joined us on opening weekend and enjoyed community activations at each station.
- Up next:
  - **2 new stations to Downtown Redmond**
  - Cross Lake Connection, South Bellevue to International District Station





# Downtown Redmond (DRLE)

## Project Stats:

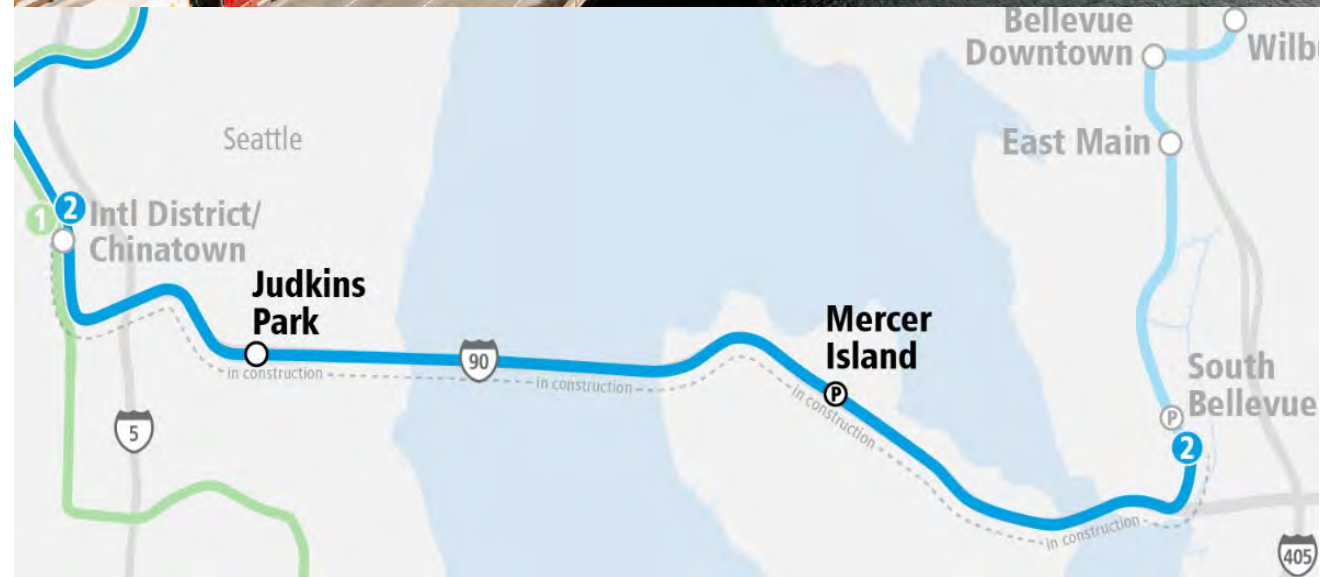
- Adds two new stations to the **2** Line
  - Marymoor Village Station
  - Downtown Redmond Station
- Terminus Station (end of the line)
- Connections to regional parks and urban cores
- 1,400 stall parking garage at Marymoor Village Station
- Opening to the Public on **May 10, 2025**
  - Community Celebrations planned from 10:30am-4pm



# East Link (I-90 Segment)

## Project Stats:

- Adds two new stations to the **2** Line
  - Mercer Island Station
  - Judkins Park Station
- Connects the East and West sides of Lake Washington
- Testing has started on 2 segments



# Stride Bus Rapid Transit

## Opens 2028-2029

**S1** Line: Bellevue to Burien

**S2** Line: Bellevue to Lynnwood

**S3** Line: Shoreline to Bothell

- Connects to Link light rail in Shoreline, Lynnwood, Bellevue and Tukwila
- Limited-stop service in the I-405, SR 522 and SR 518 corridors





# Stride travel times

Capital improvements allow for fast, frequent, reliable service

**S1** Line Bellevue–Burien: 17 miles, 5 stations

ST Express (existing) 57 MIN

Project to be built 38-42 MIN

**S2** Line Lynnwood–Bellevue: 20 miles, 7 stations

ST Express (existing) 57 MIN

Project to be built 33-38 MIN

**S3** Line Shoreline–Bothell: 9 miles, 13 stations

No improvements 54-59 MIN

Project to be built 35-39 MIN



# Questions?



 [soundtransit.org](https://www.soundtransit.org)



*Shared Success with Our Partners and the Region*