



# June 2023 Transportation Revenue Forecast




## State Transportation Revenue Overview

July 19, 2023

**Carl See, Deputy Director**

Washington State Transportation Commission

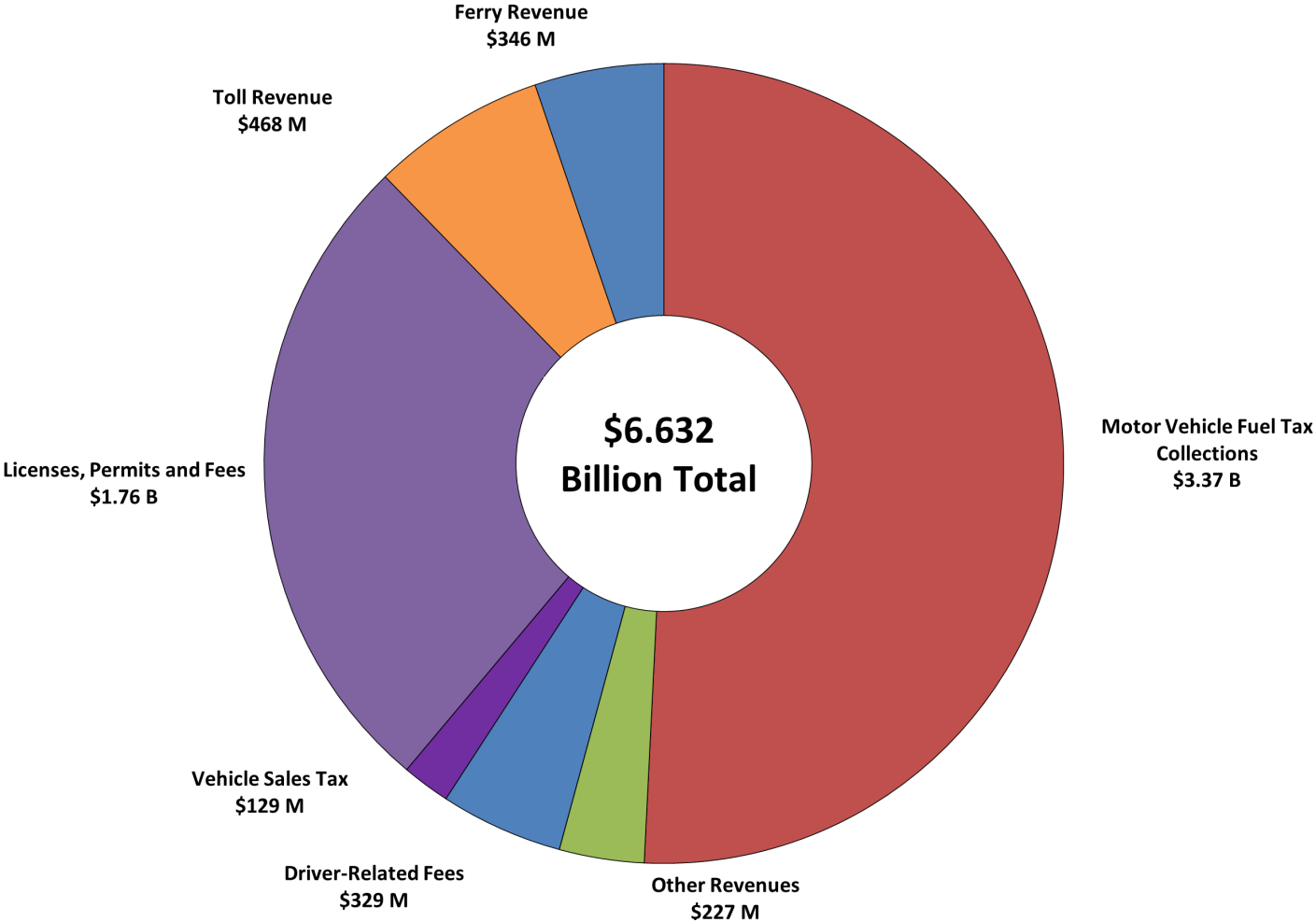
# June 2023 Transportation Forecast Highlights

-  The **2021-23 biennium** June 2023 transportation revenue forecast is \$6.6 billion, **up** \$34.6 million, or 0.5%, compared to the March 2023 forecast
-  The **2023-25 biennium** June 2023 transportation revenue forecast is \$7.0 billion, **down** \$38.16 million, or -0.5%, compared to the March 2023 forecast
-  For the **10-year forecast horizon**, the June 2023 transportation revenue forecast is \$36.2 billion, which is **up** from the March 2023 forecast by \$80.62 million or 0.2%.

Overall, this represents a nearly no change forecast compared to March 2023. Slight declines in fuel tax, and license, permit, and fee revenues are largely offset by non-toll revenue increases for toll accounts in the 2021-23 biennium.

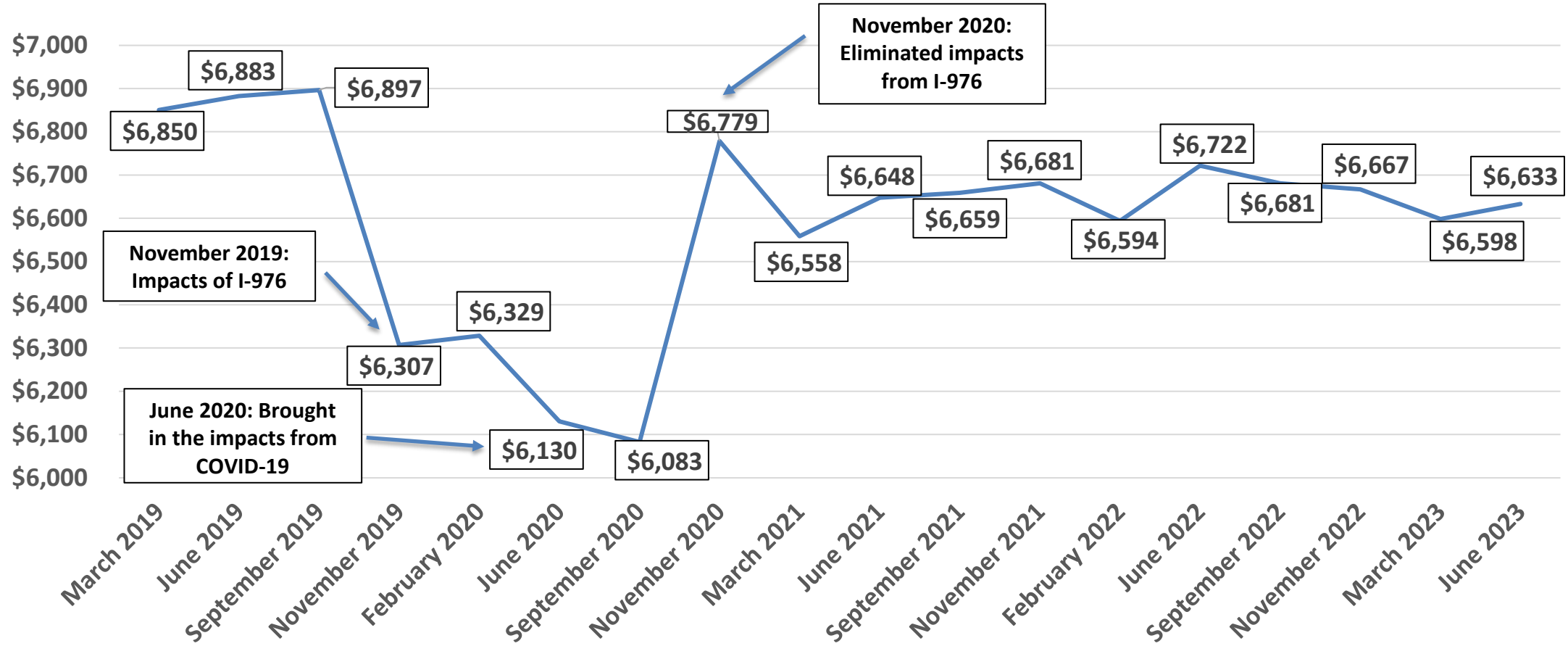
# 2021-23 Transportation Revenues by Source

## June 2023 Forecast



# 2021-23 Transportation Revenues\*

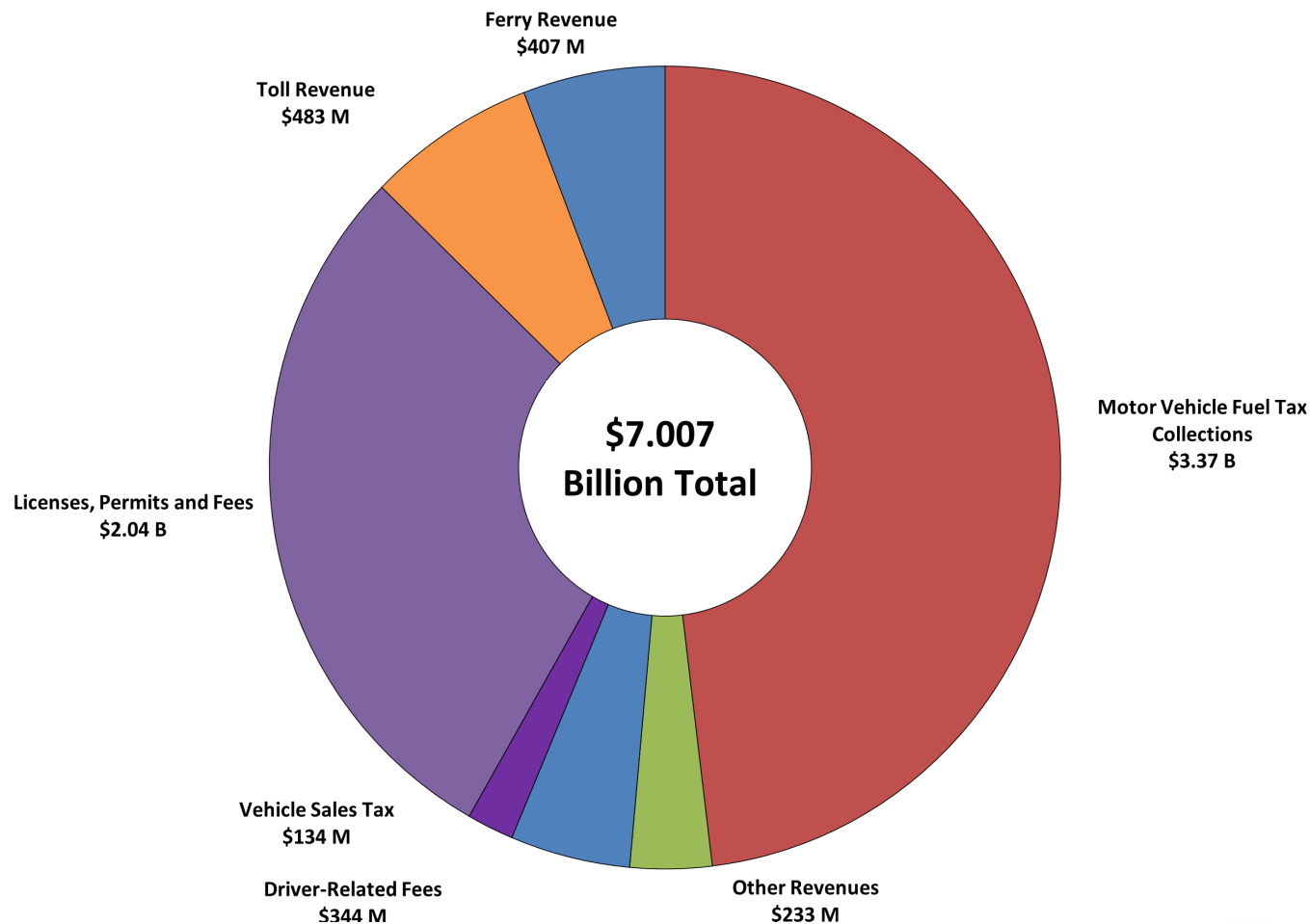
## June 2023 Forecast vs. Prior Forecasts



\*In millions of dollars

# 2023-25 Transportation Revenues by Source

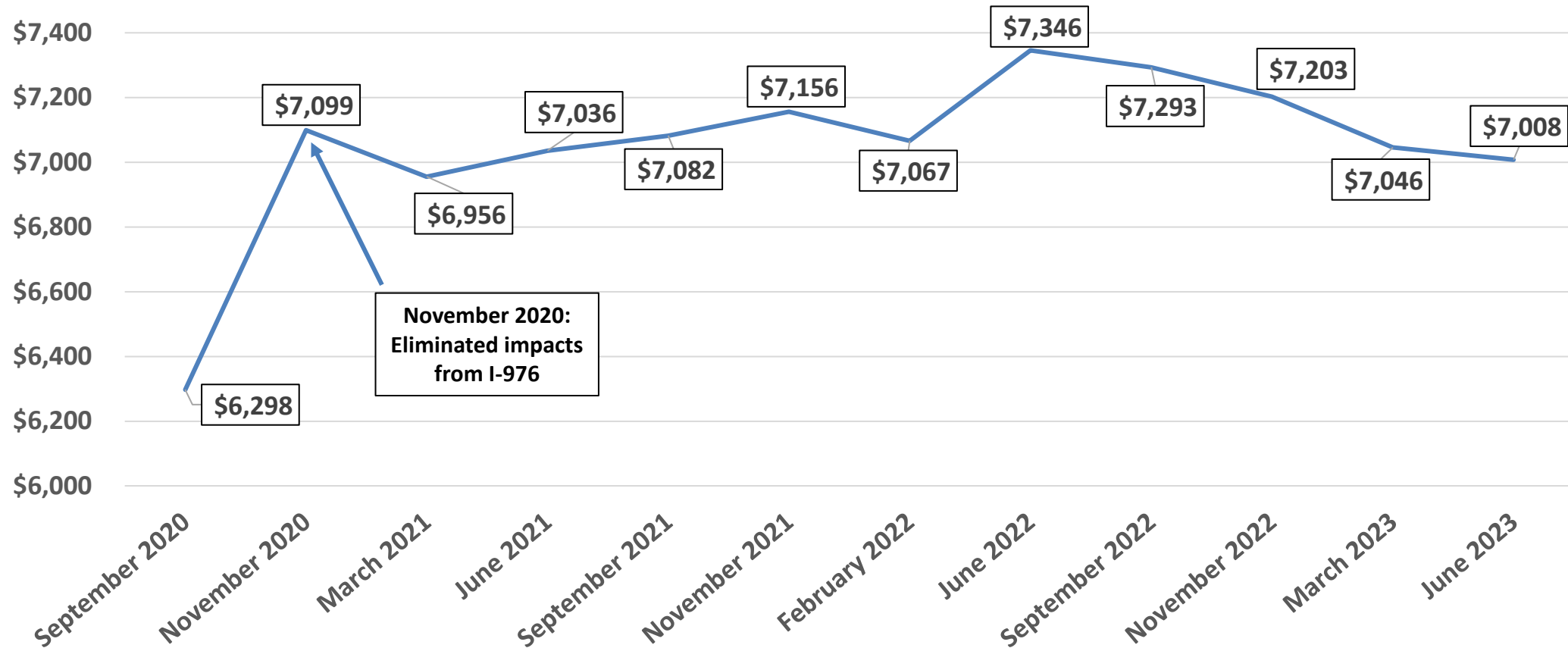
## June 2023 Forecast



**Note:** Total and ferry revenues for the 2023-25 biennium do not include the pending ferry fare rate increase, estimated to generate an additional \$15.2 million for the biennium.

# 2023-25 Transportation Revenues\*

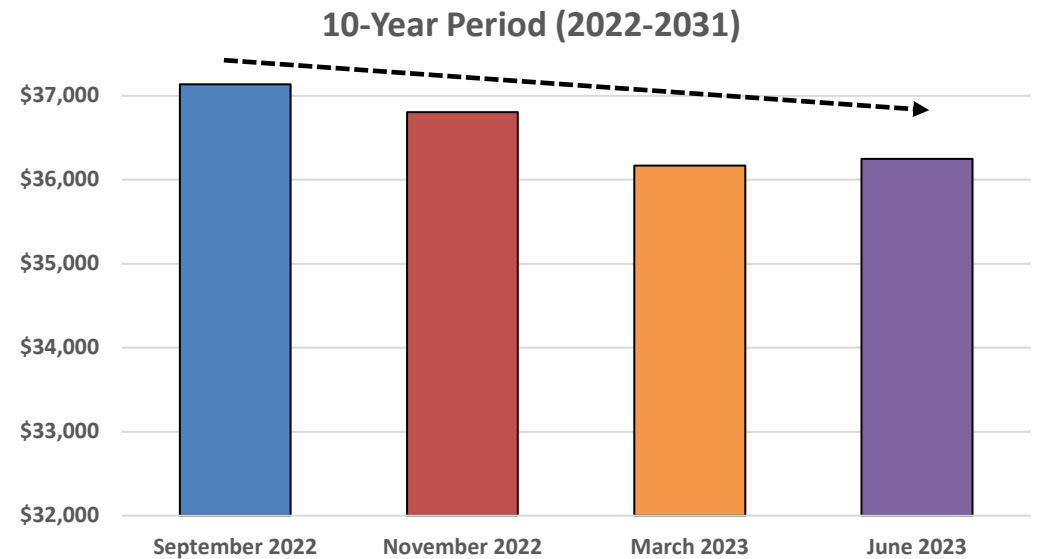
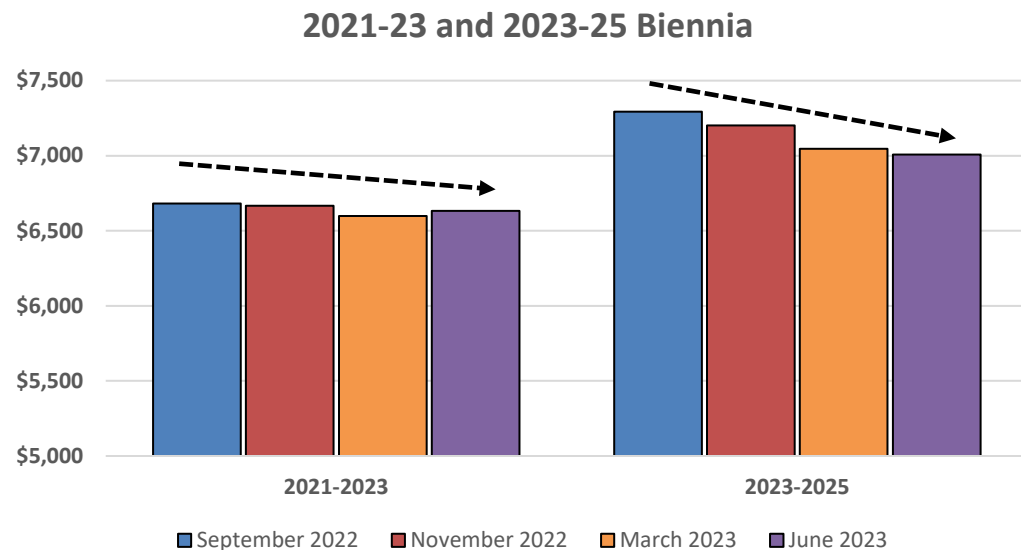
## June 2023 Forecast vs. Prior Forecasts



\*In millions of dollars

# Forecasted Transportation Revenues by Biennium June 2023 vs. Sept 2022 – March 2023 Forecasts

A steady decline in how much revenues forecasted for the current and future biennia when comparing the last four forecasts (Sept 2022 – June 2023)



# June 2023 Transportation Revenue Highlights

## June 2023 vs. March 2023 Forecasts

June 2023 forecasted revenues compared to prior forecast (March 2023)

### Fuel Tax Revenue

- ↓ 2021-23 Biennium: \$3.37 billion, **down** \$25.5 million or -0.75%
- ↑ 2023-25 Biennium: \$3.37 billion, **up** \$620,000 or 0.02%
- ↓ 10 Year Period (2022-2031): \$17.21 billion, **down** \$24.8 million or -0.14%

### Vehicle Licenses, Permits and Fee Revenue

- ↓ 2021-23 Biennium: \$1.76 billion, **down** \$16.5 million or -0.93%
- ↓ 2023-25 Biennium: \$2.04 billion, **down** \$37.6 million or -1.81%
- ↓ 10 Year Period (2022-2031): \$10.6 billion, **down** \$37.4 million or 0.35%



# June 2023 Transportation Revenue Highlights

## June 2023 vs. March 2023 Forecasts

June 2023 forecasted revenues compared to prior forecast (March 2023)

### Rental Car and Vehicle Sales Tax Revenue

#### Rental Car Revenue

- ↑ 2021-23 Biennium: \$85.3 million, **up** \$230,000 or 0.27%
- ↑ 2023-25 Biennium: \$90.9 million, **up** \$980,000 or 1.09%
- ↑ 10 Year Period (2022-2031): \$474 million, **up** \$4.3 million or 0.91%

#### Vehicle Sales Tax

- ↑ 2021-23 Biennium: \$129.0 million, **up** \$1.8 million or 1.44%
- ↑ 2023-25 Biennium: \$134.1 million, **up** \$2.6 million or 1.97%
- ↑ 10 Year Period (2022-2031): \$698.8 million, **up** \$12.65 million or 1.84%

# June 2023 Transportation Revenue Highlights

## June 2023 vs. March 2023 Forecasts

June 2023 forecasted revenues compared to prior forecast (March 2023)

### Driver-Related Fees



2021-23 Biennium: \$329.3 million, **up** \$130,000 or 0.04%



2023-25 Biennium: \$343.6 million, **down** \$150,000 or -0.04%



10 Year Period (2022-2031): \$1.81 million, **up** \$40,000 or -0.00%

# June 2023 General Fund Revenue Forecast Highlights

General Fund revenue sources are not the same as transportation revenue sources

- Revenue sources include: retail sales and use, property, business and occupation, real estate, public utility, cigarette and tobacco taxes, and insurance premiums

 For **March 2023 through June 2023**, General Fund revenue collections were **lower** than forecasted in March 2023 by \$25.4 million or 0.3%

 The **2021-23 biennium** revenue forecast **increased** by \$17 million, or 0.03% compared to the March 2023 forecast

 The **2023-25 biennium** revenue forecast **increased** by \$181.7 million, or 0.29% compared to the March 2023 forecast

# Questions?

**Carl See, Deputy Director**

Washington State Transportation Commission

[transc@wstc.wa.gov](mailto:transc@wstc.wa.gov)

360-705-7070