

SERVICE UPDATE AND NOVEMBER 2021 FORECASTS

Washington State Ferries

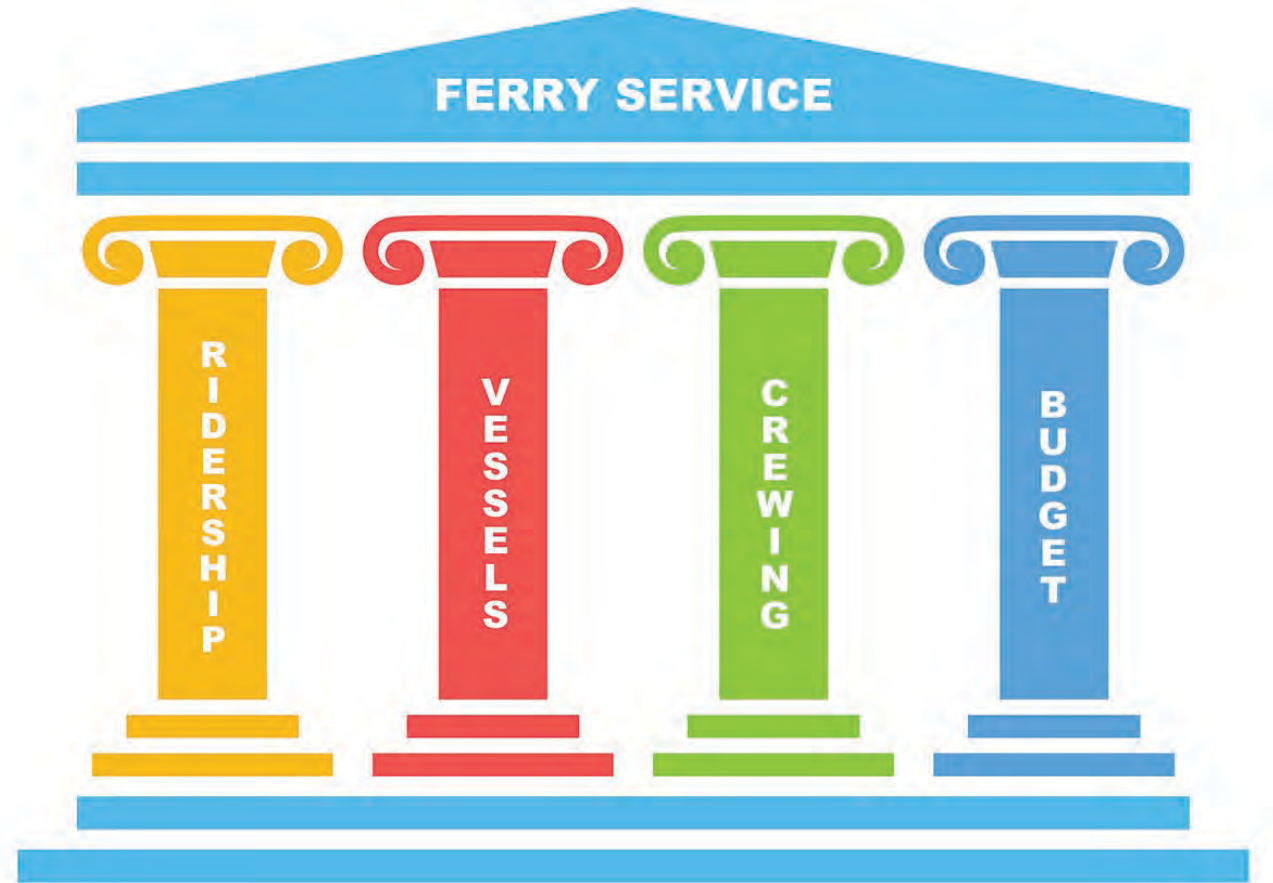
NICOLE MCINTOSH, CHIEF OF STAFF
RICK SINGER, DIRECTOR OF FINANCE & ADMINISTRATION
Washington State Transportation Commission Meeting
December 15, 2021

AGENDA

- WSF service update
- Current ridership
- Crewing challenges
- November 2021 forecast

SERVICE UPDATE

- COVID pandemic has forced WSF to operate more fluidly—“four pillars” approach to providing service
- Early in pandemic, ridership pillar disappeared
- Vessels pillar has always been at risk with aging, small fleet
- More recently, COVID and Delta variant has made crewing pillar most vulnerable



SERVICE UPDATE

- Since October 18, WSF operating on “Alternate Service Plan”— reduced capacity across the system
- Purpose is to have reliability, predictability
 - Oct. 1-17: 341 crew-related cancelations
 - Oct. 18 – Nov. 29: 45 crew-related cancelations
- Service added back on an ad hoc basis as crewing is available

ROUTE	FALL (Traditional)	Fall 2021 ALTERNATE
Seattle/Bainbridge	2 vessels	1 vessel, late-night sailings suspended
Seattle/Bremerton	2 vessels	1 vessel, late-night sailings suspended
Fauntleroy/Vashon/Southworth	3 vessels on weekdays, 3 on weekends with #3 boat at 8 hrs/day	2 vessels on weekdays, 2 vessels on weekends
Point Defiance/Tahlequah	1 vessel	1 vessel
Mukilteo/Clinton	2 vessels	1 vessel, late-night sailings suspended
Edmonds/Kingston	2 vessels	1 vessel, late-night sailings suspended
Port Townsend/Coupeville	2 vessels in “shoulder” season (ends early October); 1 for remainder of fall	1 vessel
Anacortes/SJI/Sidney	4 vessels, including 1 interisland vessel and 1 sailing to Sidney, BC	3 vessels,* interisland vessel does some mainland service in place of dedicated interisland boat, no sailings to Sidney, BC

*as of November 19, the Anacortes/SJI route has been restored to 4 vessels with no Sidney service

CURRENT RIDERSHIP

- Actual total ridership lags behind pre-pandemic levels - and reduced service depresses ridership
 - Week of Nov. 22-28: WSF carried 73% of its total 2019 ridership (83% of 2019 vehicles, and 46% of 2019 walk and roll customers)

Total Ridership by Year | Route: All




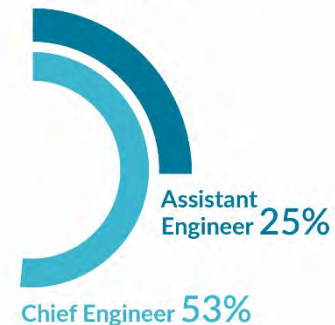
CREWING CHALLENGES

- Pre-COVID, WSF's Long Range Plan identified an aging and rapidly retiring workforce as a risk to service
- COVID pandemic accelerated this trend with quarantines, illness, early retirements, departures of highly trained, skilled staff
 - Engine room engineers and oilers
 - Licensed, unlicensed deck crew
 - Skilled trades for vessel maintenance

Deck officers eligible to retire in five years

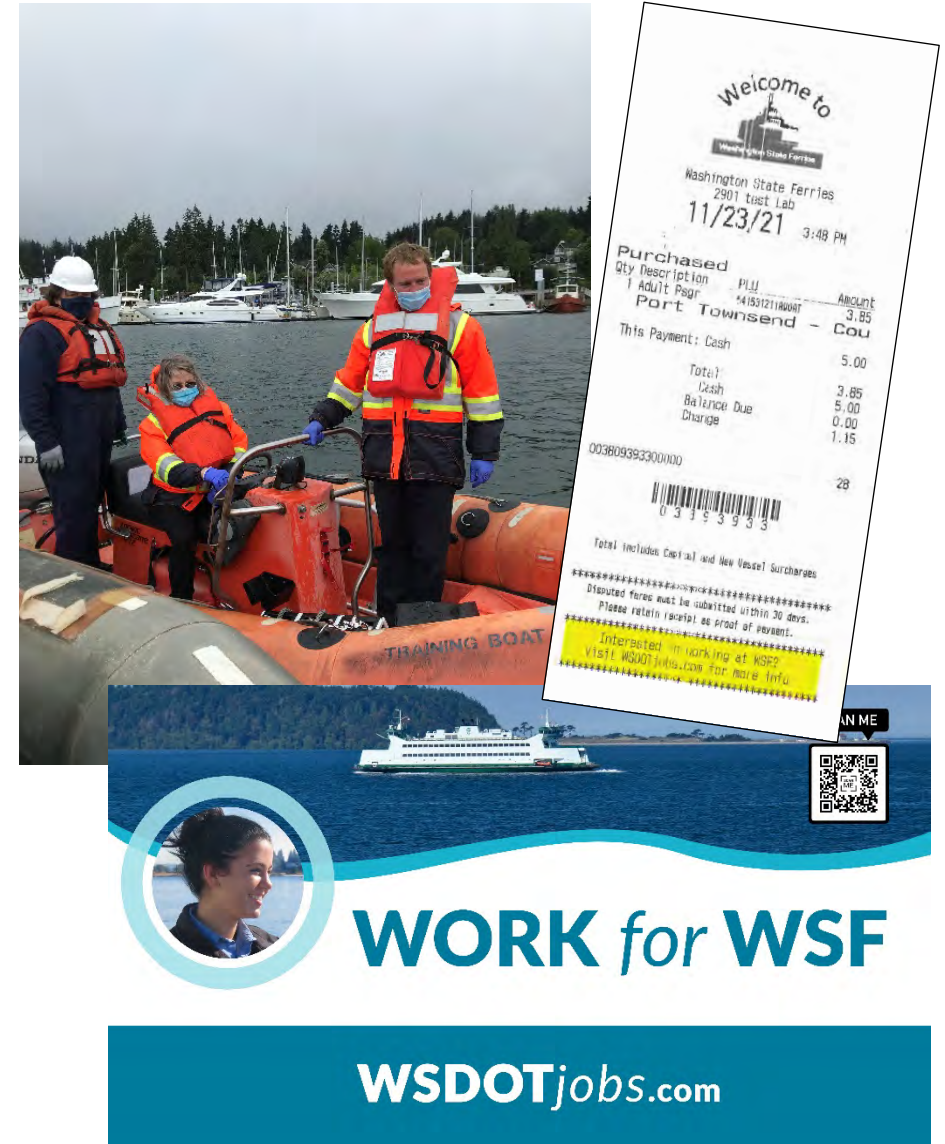


Licensed engineers eligible to retire in five years



CREWING CHALLENGES

- Despite COVID restrictions, the agency already hired 175 new deck, engine and terminal employees in 2021
- WSF is taking several other actions to bolster its workforce and service levels:
 - Moving to continuous, year-round recruitment
 - Re-assessing state requirements to make it easier to hire and retain employees
 - Hiring a recruiting consultant
 - Worked with labor partners to draft MOUs to make it easier to redeploy crew as needed



Washington State Ferries
2901 West Lab
11/23/21 3:48 PM

Qty	Description	PLU	Amount
1	Adult Pgr	419312110007	3.85
Port Townsend - Cou			
This Payment: Cash			5.00
Total:			5.00
Cash			3.85
Balance Due			0.00
Change			1.15

003809393300100
0 3 3 9 3 3 3
Total includes Capital and New Vessel Surcharges
Disputed fares must be submitted within 30 days.
Please retain receipt as proof of payment.
Interested in working at WSF?
Visit WSDOT.jobs.com for more info.

WORK for WSF

WSDOTjobs.com

NOVEMBER 2021 FORECAST

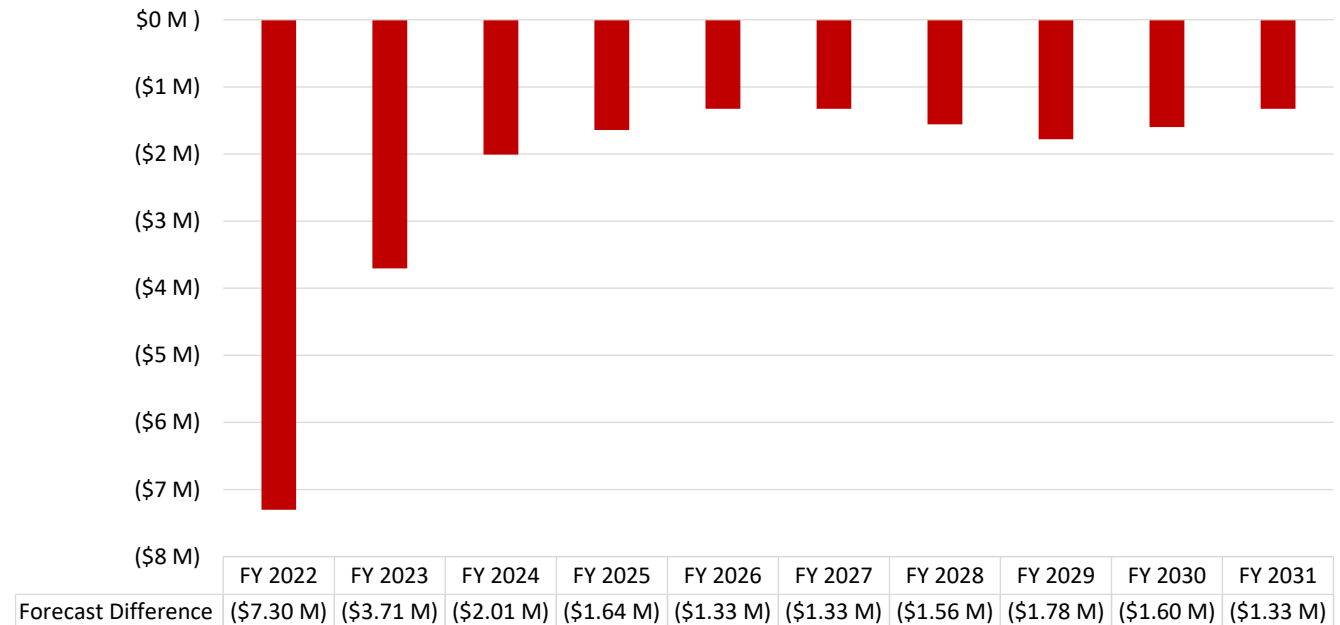
Ridership and Revenue Forecast: Comparison of November v. September

	Nov. Forecast	Sep. Forecast	Difference	% Difference
Total Ridership FY 2022	19,198,000	19,948,000	-750,000	-3.8%
Total Ridership FY 2023	22,373,000	22,948,000	-575,000	-2.5%
Fares for Operations and Misc Rev 2021/2023 biennium	\$399,587,000	\$410,145,000	(\$10,082,000)	-2.6%
Fares for Operations and Misc Rev 2023/2025 biennium	\$452,479,000	\$455,557,000	(\$3,078,000)	-0.7%

NOVEMBER 2021 FORECAST

- The November fare revenue forecast was adjusted downward compared to September for several reasons:
 - Concerns over Delta variant, return of mask mandates, vaccination requirements
 - Crewing-related service reductions resulting in 33% reduction of service across the system
 - Actual ridership shows reversal of positive trends seen over summer

**Change in Ferry Revenue Forecast Comparison:
November v. September**



NOVEMBER 2021 FORECAST

	2021/2023	2023/2025
Farebox Revenue		
Fares	\$ 377,812,000	\$ 425,006,000
25¢ Capital Surcharge (2011 Leg.)	7,100,000	8,008,000
25¢ Vessel Surcharge (2019 Leg.)**	7,099,000	8,007,000
Total	\$ 392,011,000	\$ 441,021,000
Miscellaneous Revenue		
Vessel Non-Fare Revenue	\$ 2,883,000	\$ 4,828,000
Other Non-Fare Revenue (Terminal)	4,693,000	6,630,000
Total	\$ 7,576,000	\$ 11,458,000
Total Farebox and Miscellaneous Revenue	\$ 399,587,000	\$ 452,479,000
Distribution of Revenue		
Operating Program-Fund 109	\$ 385,388,000	\$ 436,464,000
Capital Vessel Replacement Account-Fund 18J	14,199,000	16,015,000
Total	\$ 399,587,000	\$ 452,479,000

NEXT FORECAST CYCLE: FEBRUARY 2022

- Actual ridership and fare revenue through February
- Updated population, employment and other economic variables
- Release of Governor's budget
- More clarity on potential service restoration

QUESTIONS?

For additional information on the
WSF Service Update and November 2021 Forecasts,
please contact:

Nicole McIntosh, WSF Chief of Staff

McIntosh@wsdot.wa.gov

Rick Singer, WSF Director of Finance & Administration

SingerR@wsdot.wa.gov