



ITS AMERICA

PRESENTED BY **SHAILEN BHATT**, PRESIDENT & CEO

ITS America's Vision

A better future
transformed by
Intelligent Mobility

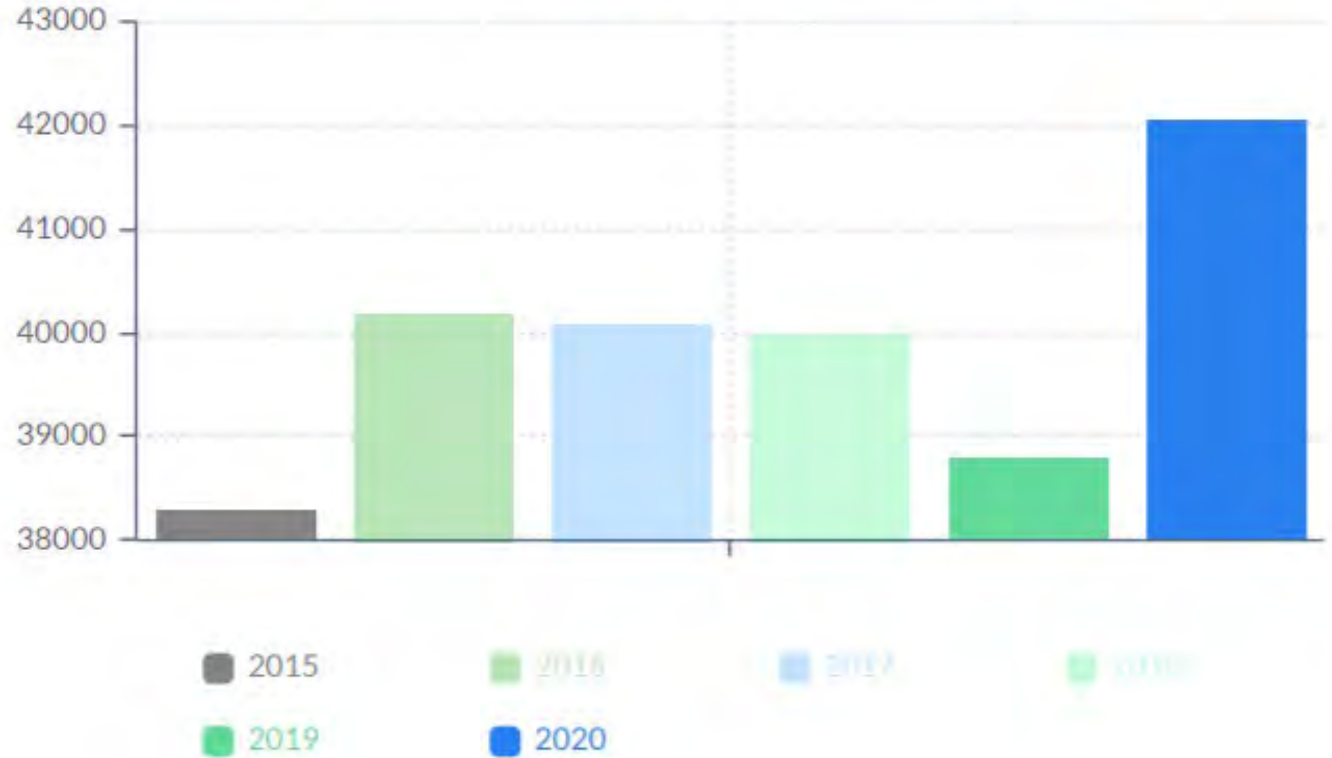
Safer. Greener. Smarter.

ITS America's
Blueprint for a
Safer, Greener,
Smarter
Transportation
System



40,000
roadway
fatalities and
2.7 million
injuries at a
cost of \$800
billion

Annual Motor Vehicle Fatalities, 2015 - 2020



Source: National Safety Council

*“Multicar pileup in
Alabama kills 9
children, 1 adult”*

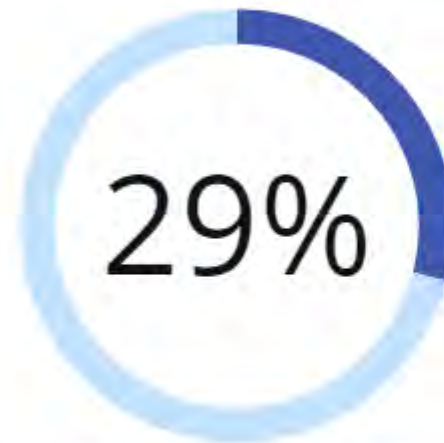
June 20



Transportation Accounts for 29% of all US Greenhouse Gas Emissions

Safer. **Greener**. Smarter.

Total U.S. Greenhouse Gas Emissions by Sector (2019)



Transportation

The transportation sector generates the largest share of greenhouse gas emissions.



Electricity



Industry



Commercial &
Residential



Agriculture

Mobility on Demand



Congestion Wastes Time and Resources

Congestion Costs Each American Nearly 100 hours, \$1,400 A Year

Hours lost to congestion per year in the top five most congested urban areas in America



Source: 2019 INRIX Global Traffic Scorecard; analyzing congestion and the severity of top 66 urban areas.

Intelligent Ramp Metering



Automated Vehicles

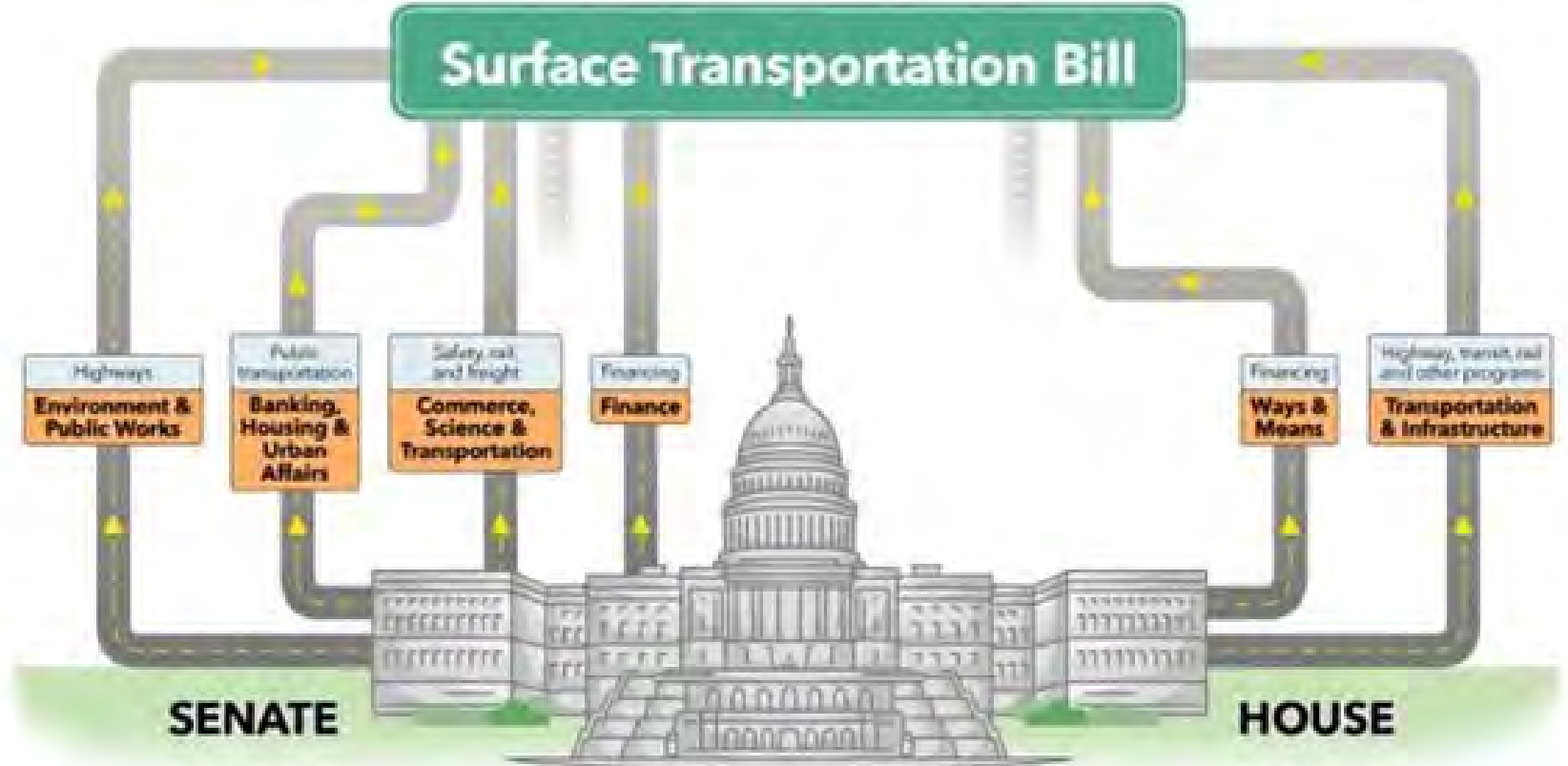


Data Data Data



Committees Responsible for Surface Transportation Reauthorization

Several panels will play a role in a long-term reauthorization.



Note: Additional committees – including House Energy and Commerce and Science, Space and Technology – may also be involved in the final bill.

Sources: Bloomberg Government reporting, Congressional Research Service

Bloomberg Government



ITS AMERICA

The Intelligent Transportation Society of America