

Washington State Ferries 2040 Long Range Plan

Washington State Transportation Commission

Ray Deardorf, WSF Senior Planning Manager

April 17, 2018

Agenda

- Long Range Plan - Overview
 - Progress report
 - 2040 plan requirements
 - Legislative guidance
 - Operational strategies
 - Project timeline and public open houses
 - Initial findings – vessels and long term ridership forecasts
 - Operational strategies next steps

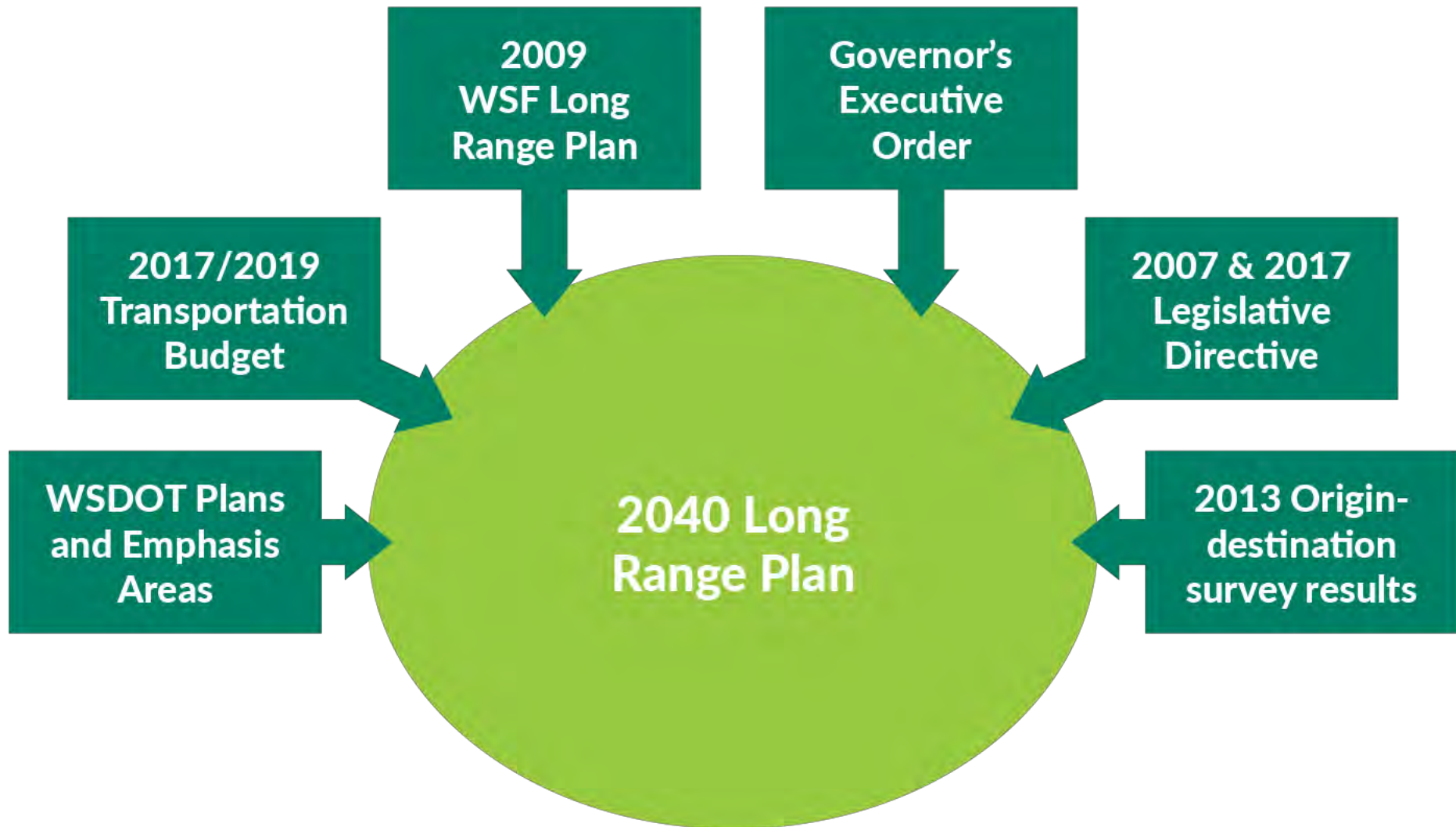
Accomplishments Since Last Plan

2009 Long Range Plan presented a vision for the future of the ferry system. What we have accomplished:

- Studied and implemented vehicle reservation systems
- Improved customer web experience for easier trip planning
- Building Mukilteo and Colman Dock ferry terminals
- Implemented pricing strategies to maximize use of vehicles space
- Built new vessels



What is required in the 2040 plan?



2017 Legislative Guidance

Legislative proviso in 2017 transportation budget includes:

- Changes in demographics
- Propose adjustments to ferry routes
- Identify most appropriate replacement vessels
- Review dry dock needs
- Assess seismic vulnerability
- Evaluate strategies to spread peak demand
- Identify cost reduction opportunities

Operational Strategies

ESHB 2358, Session Law 2007, guides WSF's planning efforts. RCW 47.60.327 includes:

- “The department shall develop, and the commission shall review, operational strategies to ensure that existing assets are fully utilized and to guide future investment decisions.”
- “After the commission reviews recommendations by the department, the commission and department shall make joint recommendations to the legislature for the improvement of operational strategies.”
- “Operational strategies must be reevaluated periodically and, at a minimum, before developing a new capital [long range] plan.”

Operational Strategies – 2009 Plan

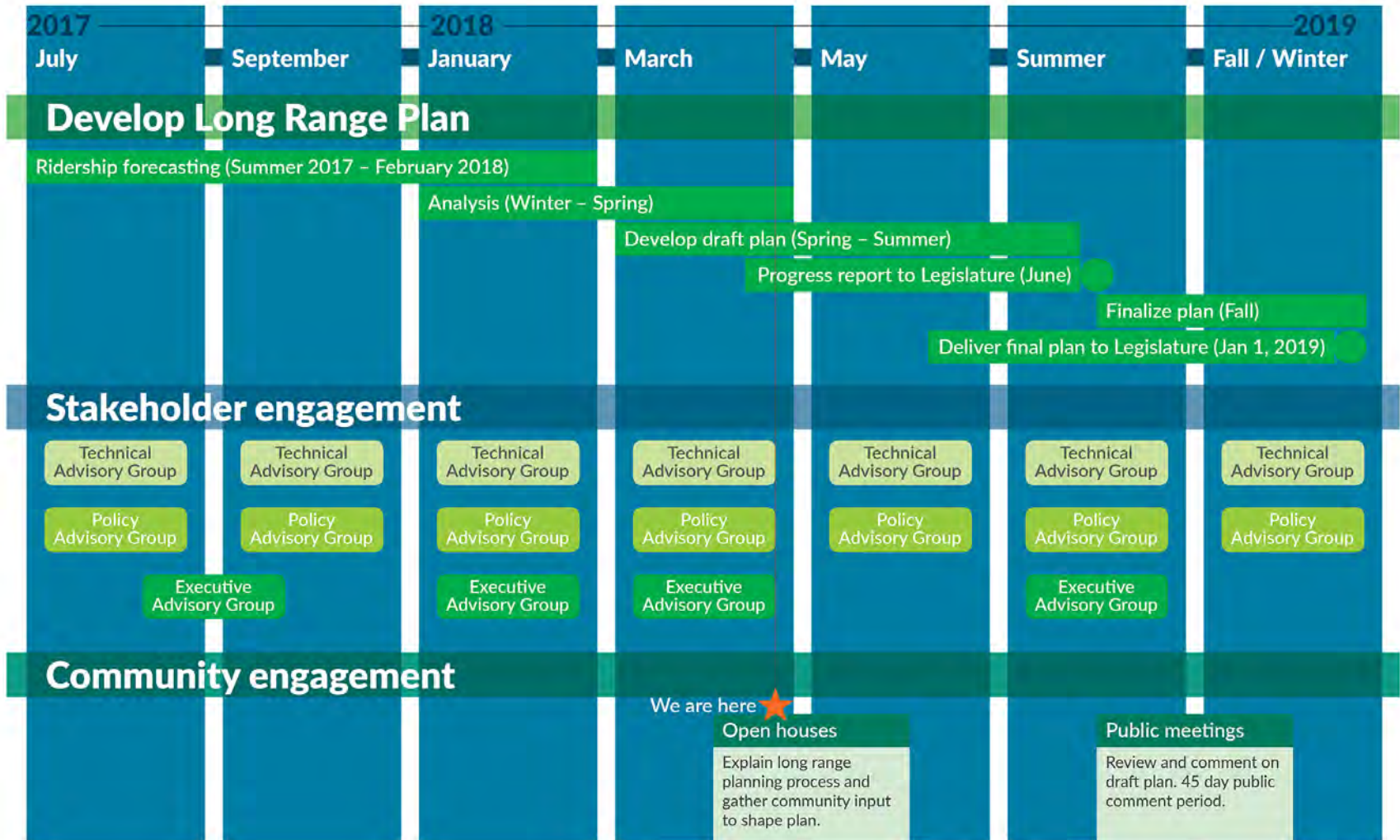
Report from WSF/WSTC to legislature:

- Vehicle reservations
- Transit enhancements
- Fuel conservation
- Pricing strategies included:
 - Differentiate vehicle and passenger fares
 - Reservation system pricing
 - Fuel surcharge

Stakeholder Engagement



Project Timeline



Open house schedule

Date	Community	Time	Location
April 17	Bainbridge Island	5:30-7:30 pm	Bainbridge Island Senior Center
April 19	Port Townsend	5-7 pm	Cotton Building
April 24	Vashon Island	6-8 pm	Vashon Island High School
April 25	Bremerton	5:30-7:30 pm	Kitsap Conference Center
April 26	Southworth	6 -8 pm	John Sedgwick Jr. High School
May 1	Clinton	5:30-7:30 pm	Clinton Community Hall
May 2	San Juan Islands	3:30-6:00 pm	Brickworks
May 8	Kingston	6-8 pm	Kingston Village Green Community Center
May 17	Fauntleroy	6-8 pm	Fauntleroy Church

Online open house: April 10 – May 11 at WSFlongrangeplan.com

Vessel Replacement

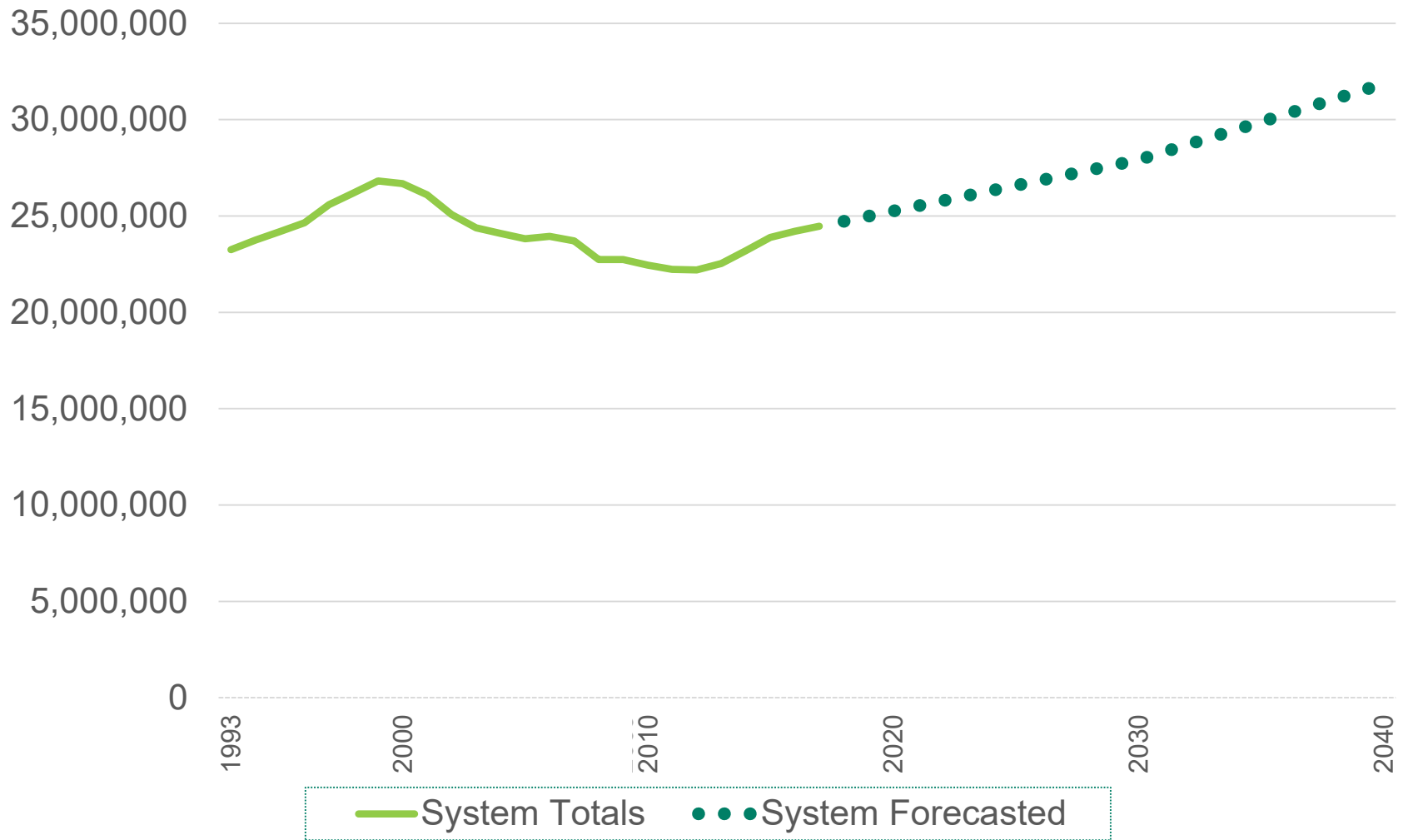


Ridership Forecast

Key Findings

- Over the last 15 years, yearly ferry ridership growth varied between -4 and +2.9 percent
- Annual growth forecasts by 2040:
 - Population: 1 percent
 - Households: 1.2 percent
 - Employment: 1.3 percent
 - Ferry ridership: 1.3 percent
- Overall ferry ridership growth by 2040: 30 + percent

WSF Ridership History (1993-2017) and Preliminary Forecast (2018-2040)



Sources: WSF Traffic History and WSF Baseline Ridership Forecasts

What will the system look like in 2040?

Ridership increases 30% system wide

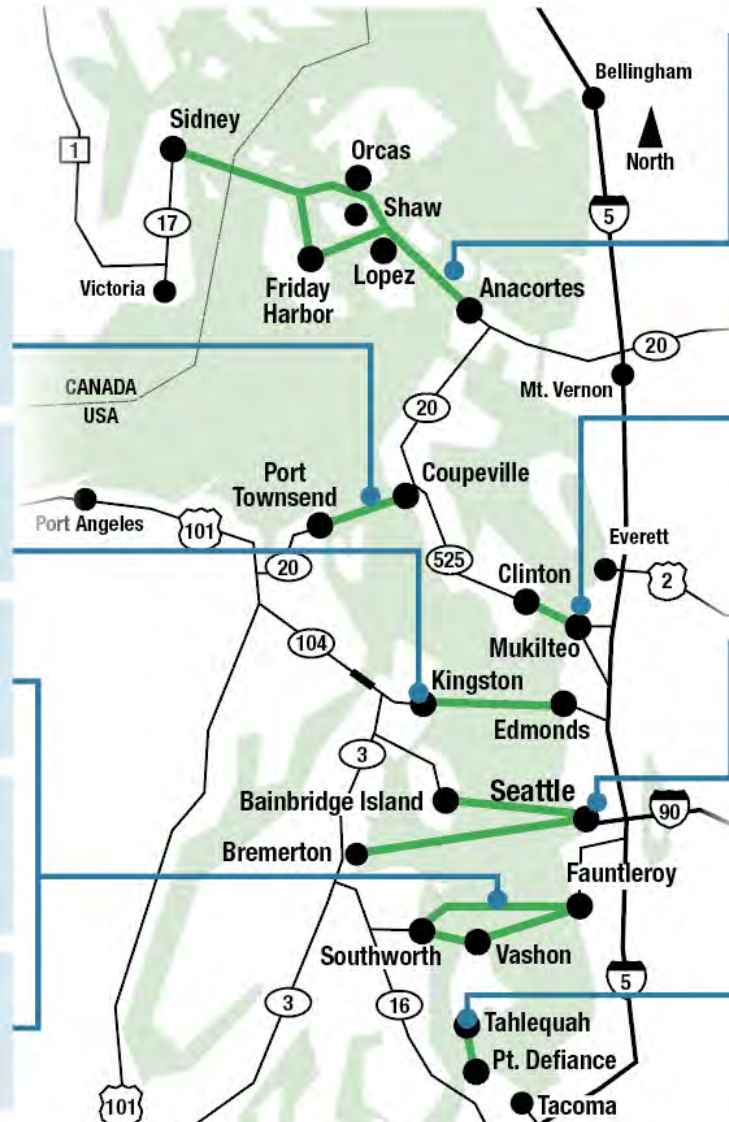
Port Townsend/Coupeville
 2017 796,400 2040 1,220,000
53% increase in total annual riders

Edmonds/Kingston
 2017 3,982,900 2040 5,874,400
47% increase in total annual riders

Southworth/Vashon
 2017 198,800 2040 311,900
57% increase in total annual riders

Vashon/Fauntleroy
 2017 1,985,200 2040 2,353,600
19% increase in total annual riders

Fauntleroy/Southworth
 2017 912,800 2040 1,252,700
37% increase in total annual riders



Anacortes/San Juan Islands
 2017 2,151,900 2040 2,951,500
37% increase in total annual riders

Anacortes/Sidney, B.C.
 2017 141,700 2040 207,600
47% increase in total annual riders

Mukilteo/Clinton
 2017 4,032,600 2040 4,677,500
16% increase in total annual riders

Seattle/Bainbridge Island
 2017 6,545,900 2040 8,766,700
34% increase in total annual riders

Seattle/Bremerton
 2017 2,814,700 2040 3,948,500
40% increase in total annual riders

Point Defiance/Tahlequah
 2017 778,700 2040 1,146,700
47% increase in total annual riders

Forecast based on rider survey data from PSRC and local jurisdictions

Looking Ahead – Operational Strategies

- Long range plan will identify moving ahead with some operational strategies
- After plan completion by January 2019:
 - Opportunity for WSDOT/WSF and Commission to review in greater depth
 - Development of joint recommendations to the legislature

Questions?

For more information, please contact:

Ray Deardorf, Senior Planning Manager
WSDOT Ferries Division, at
(206) 515-3491 or deardorf@wsdot.wa.gov.