

# Tolling Facilities

## **FY 2019 Q3 Update**

Edward Barry P.E.  
WSDOT Toll Division Director  
Washington State Transportation Commission  
July 17, 2019

# 2019 WSDOT Legislative Update – Toll-related legislation

## **SB 5825 – Toll Authorization bill**

- Authorizes tolling for express toll lanes between Renton and Bellevue
- Removed pilot designation from SR 167 HOT lanes and extends to SR 512
- Authorizes tolling for Gateway Program facilities
- Authorizes bonding of toll revenue for I-405 and SR 167 toll lanes and Gateway Program facilities
- Provides a list of projects to be funded by bonded toll revenues
- Directs study of HOV 2+ on Renton to Bellevue ETL
- Directs study of noise mitigation on Gateway facilities

# 2019 WSDOT Legislative Update – Toll-related legislation

## SSB 5695 – HOV Enforcement Bill

- Increases first fine for HOV violation from \$136 per infraction to \$186
- Increases fines for second and subsequent infractions to \$336 (within two-year period)
- Additional \$200 fine assessed when a human facsimile (mannequin) is used



*New signs listing the maximum HOV fine will be posted in the Puget Sound region at the end of July to coincide with the changes to the law.*

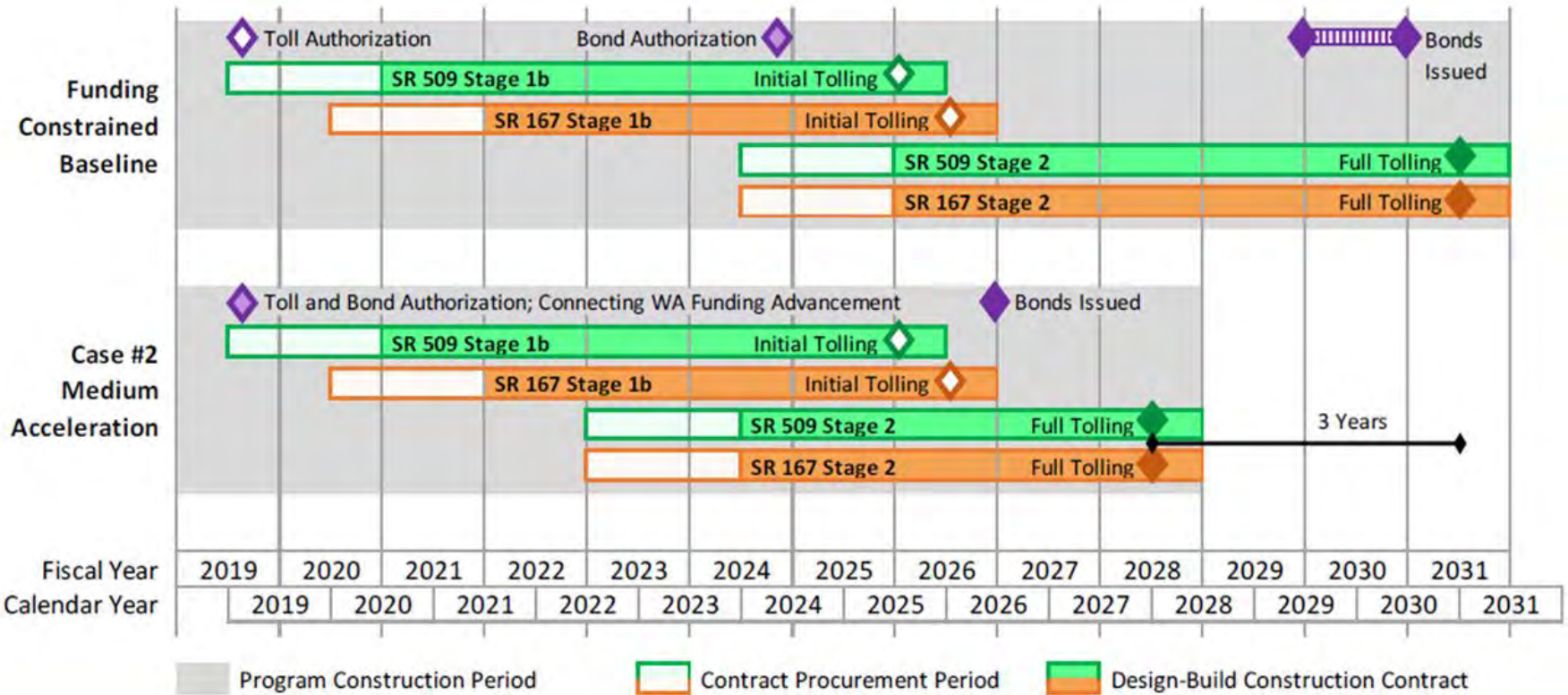
# I-405 HOV 2+ study

**The bill directs WSDOT to operate 2+ HOV free express toll lanes on I-405 between Bellevue and SR 167 in Renton for “at least the first year” of operations.**

- Contingent upon analysis of impacts of 2+ HOV.
- If the analysis shows WSDOT can not meet its financial obligations, WSDOT must report the analysis results to the transportation committees of the legislature within 30 days **and** provide options that allow 2+ HOV free and meet the bill’s financial obligations.

WSDOT and WSTC will work together on timeline options for conducting the analysis in the context of future rate setting decisions.

# Puget Sound Gateway Project schedule acceleration



# Puget Sound Gateway Project SR 509 toll relief study

The Legislature also directed WSDOT to analyze possible toll relief policies for the SR 509 corridor.

This includes consideration of exemptions, discounts or other toll relief for:

- Low income drivers
- Drivers that reside in close proximity to the corridor.



# Traffic and revenue summary

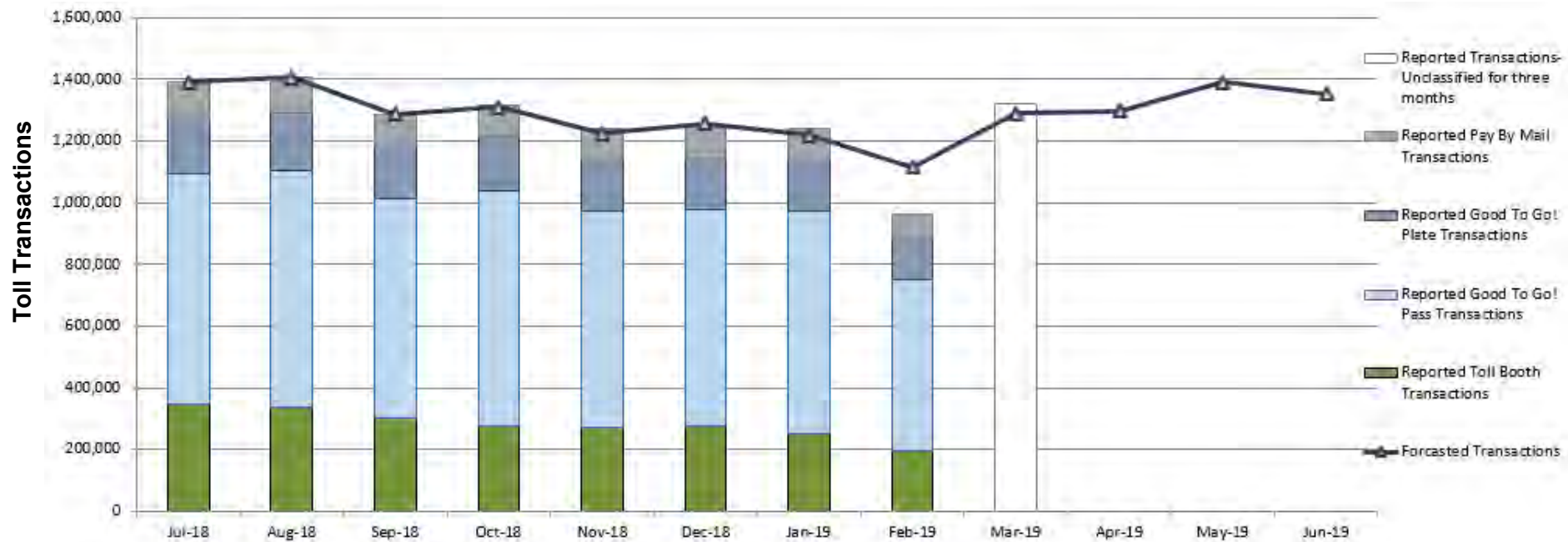
- This presentation compares November 2018 forecast vs. actual toll traffic and revenue through Q3 (July 2018 to March 2019) of fiscal year 2019.
- Through the first nine months of fiscal year 2019, reported toll traffic and revenue for all toll facilities was in line with the forecast:
  - Total year-to-date toll transactions were 39.3 million, 239,000 (or 0.6%) below the forecast.
  - Total year-to-date toll revenues were \$146.2 million, \$411,000 (or 0.3%) below the forecast.



# Tacoma Narrows Bridge

FY 2019 Q3 forecasted and reported toll traffic

- Total reported toll transactions were 0.8% below the November 2018 forecast

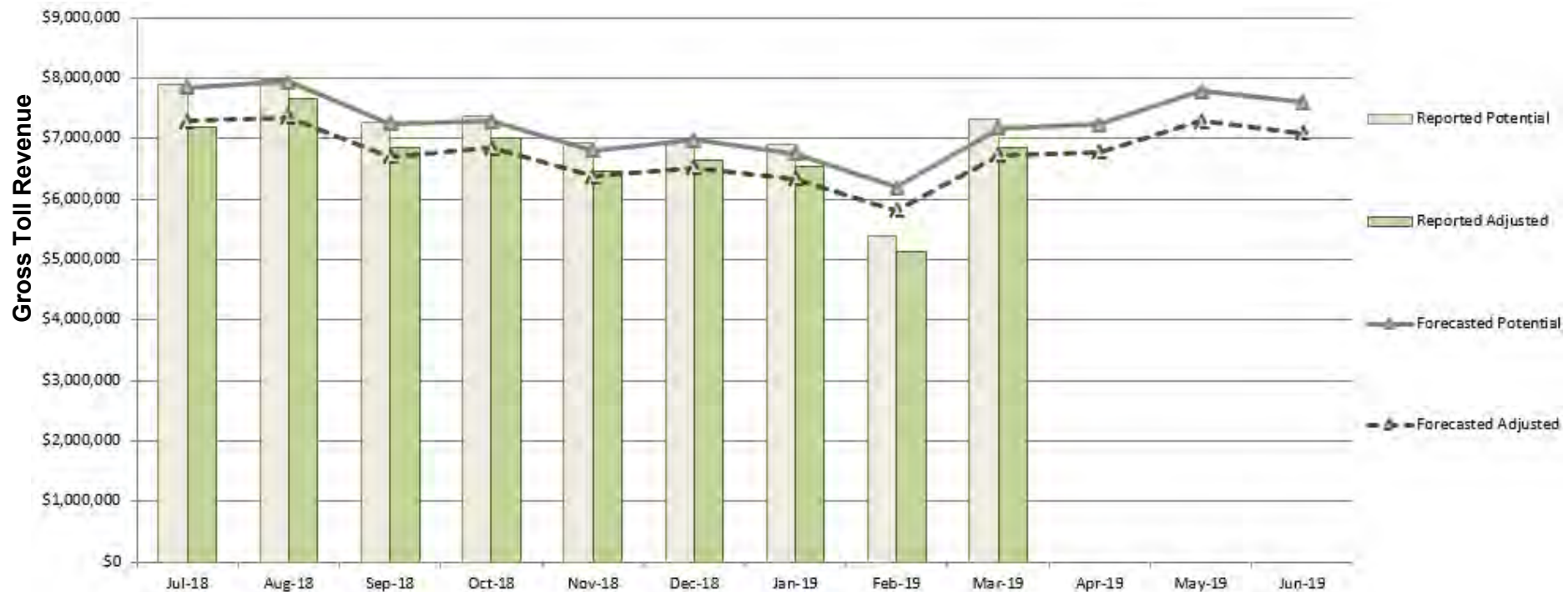




# Tacoma Narrows Bridge

FY 2019 Q3 forecasted and reported gross toll revenue

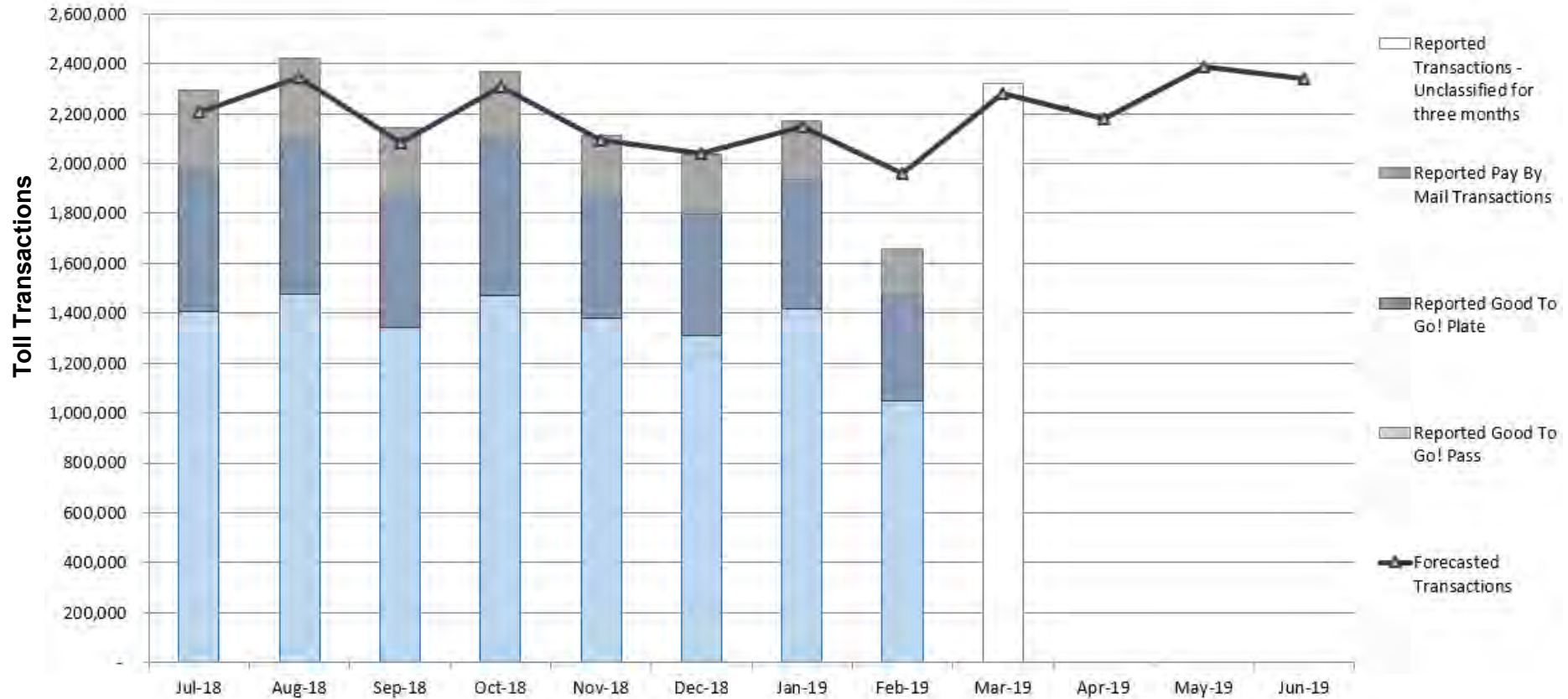
- Total reported adjusted gross toll revenue was 0.6% above the forecast, up by \$354,000



# SR 520 Bridge

## FY 2019 Q3 forecasted and reported toll traffic

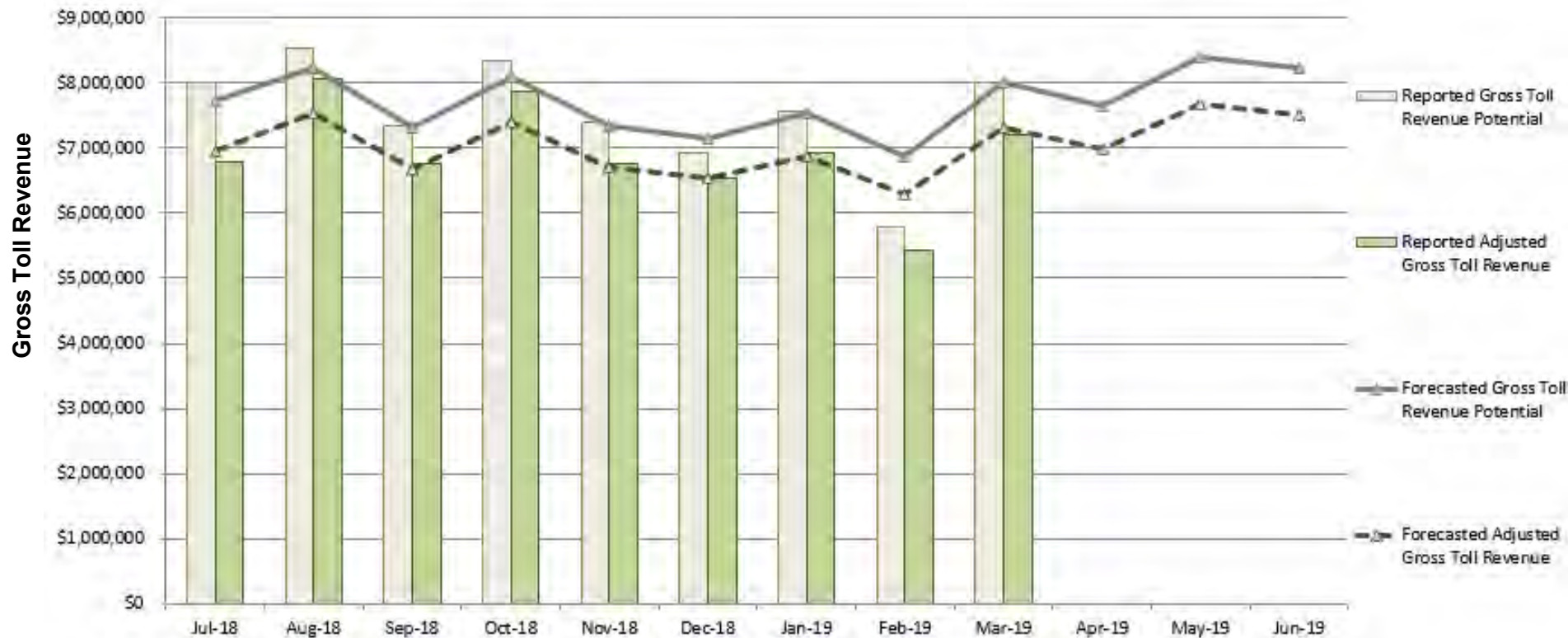
- Total reported toll transactions were 0.4% above the November 2018 forecast



# SR 520 Bridge

## FY 2019 Q3 forecasted and reported gross toll revenue

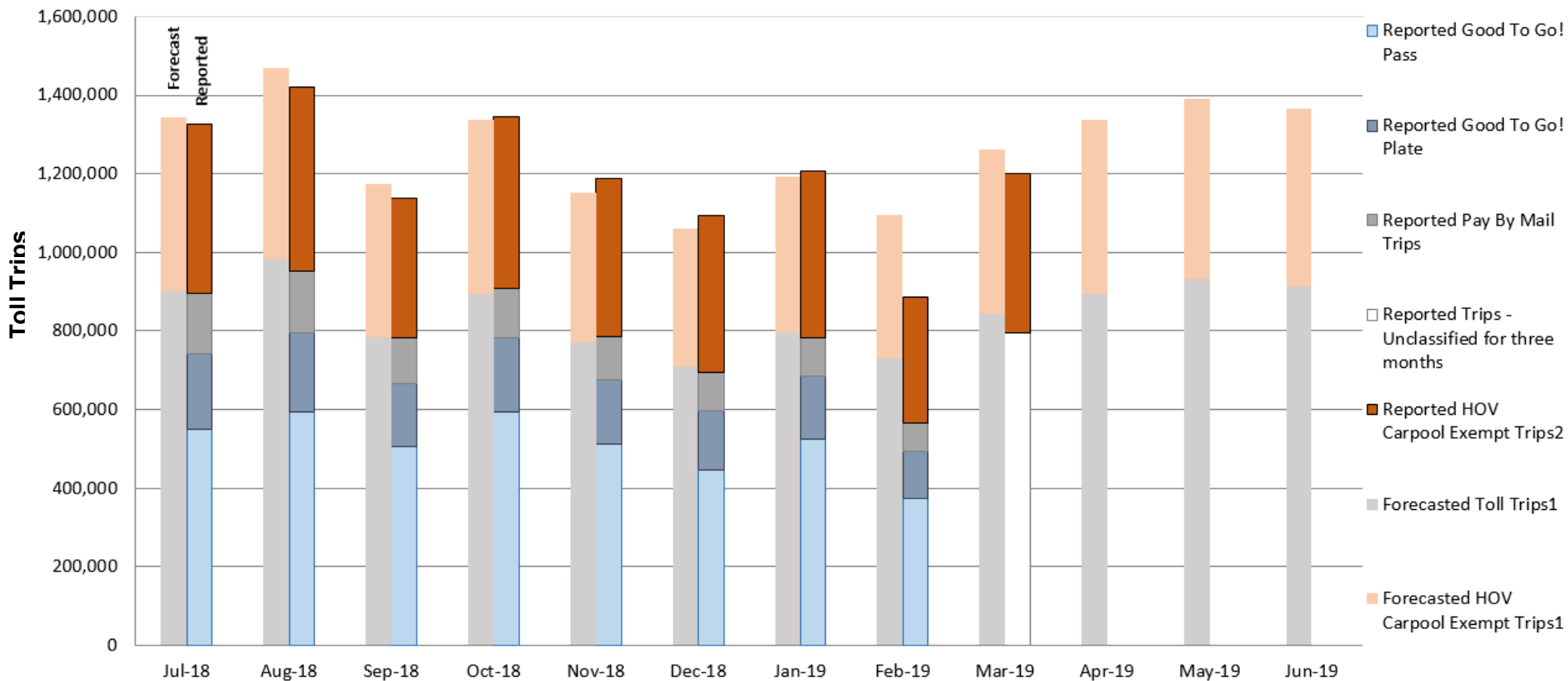
- Total reported adjusted gross toll revenue was 0.2% above forecast, up by \$106,000



# I-405 Express Toll Lanes

FY 2019 Q3 forecasted and reported toll traffic

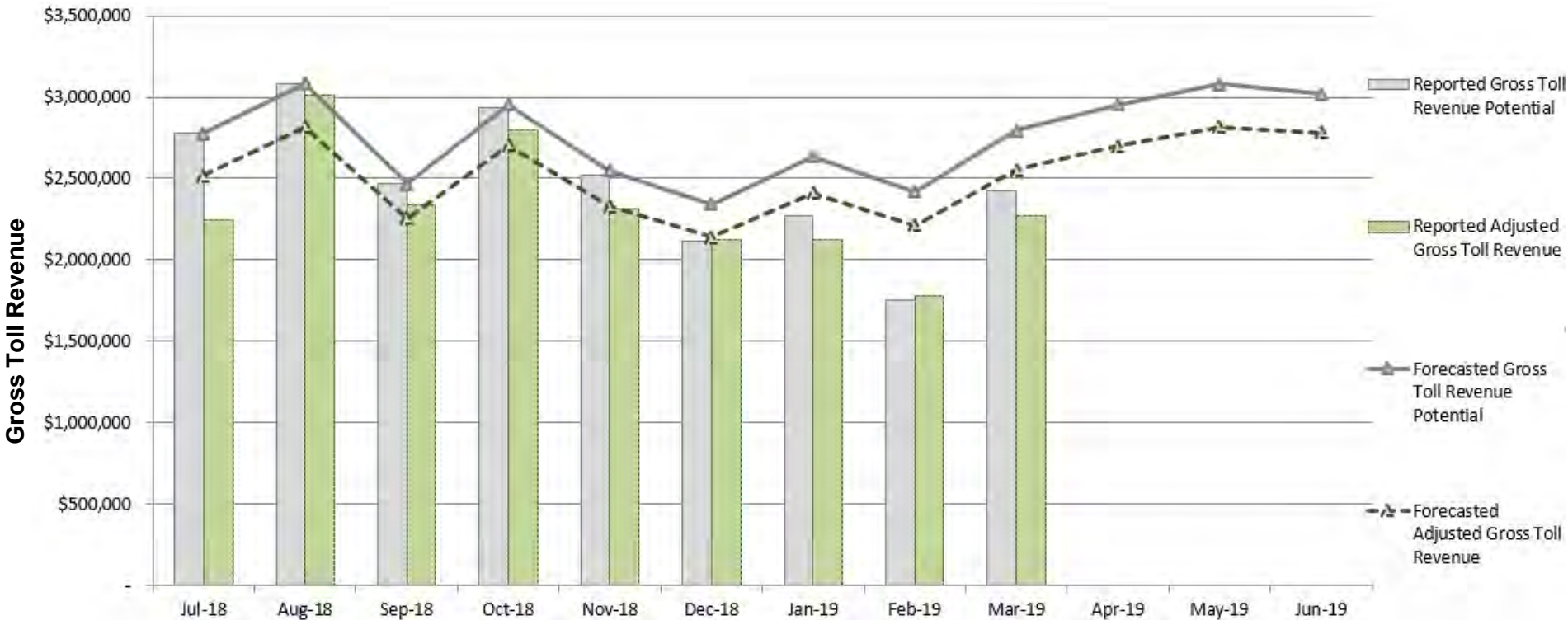
- Total reported toll trips were 3.4% below the November 2018 forecast
- Total reported toll-exempt trips were 0.6% below forecast
- Total reported trips (toll & exempt) were 2.5% below forecast



# I-405 Express Toll Lanes –

FY 2019 Q3 forecasted and reported gross toll revenue

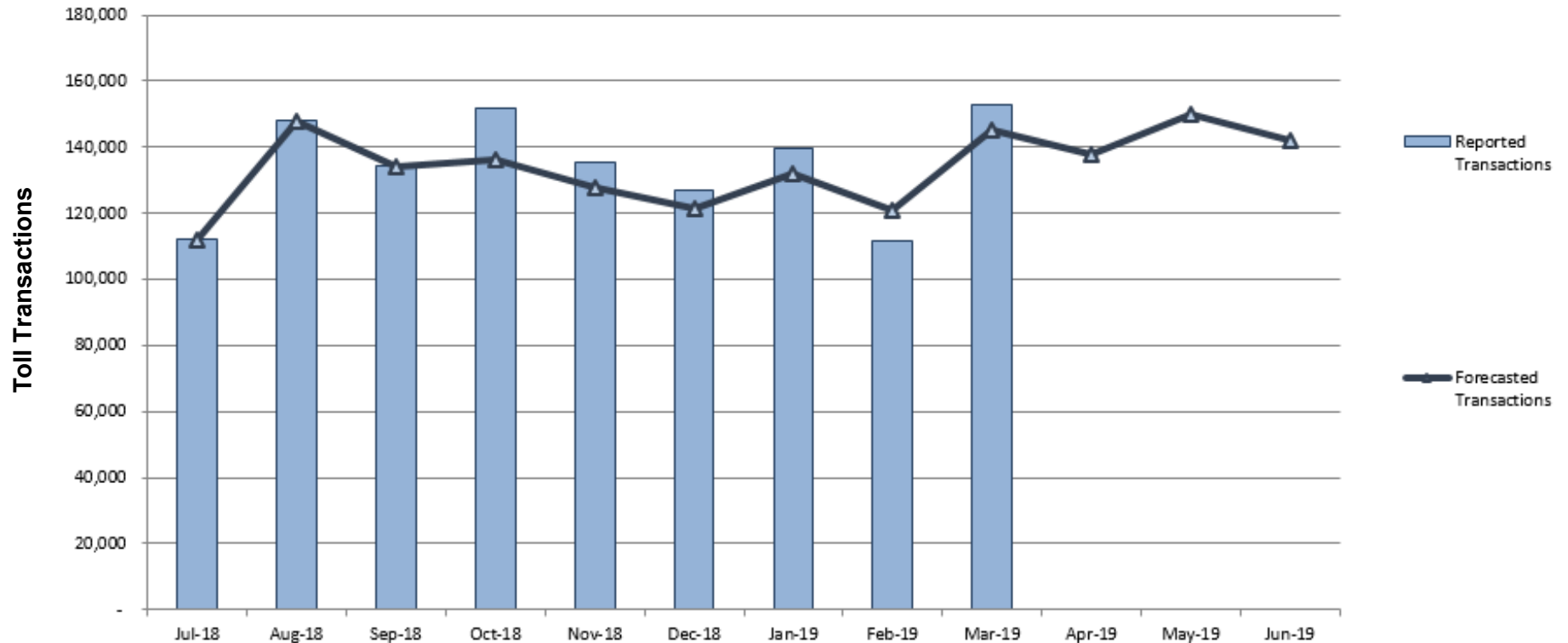
- YTD reported adjusted gross toll revenue was 4.3% below the forecast, \$939,000 below the forecast



# SR 167 Express Toll Lanes

FY 2019 Q3 forecasted and reported toll traffic

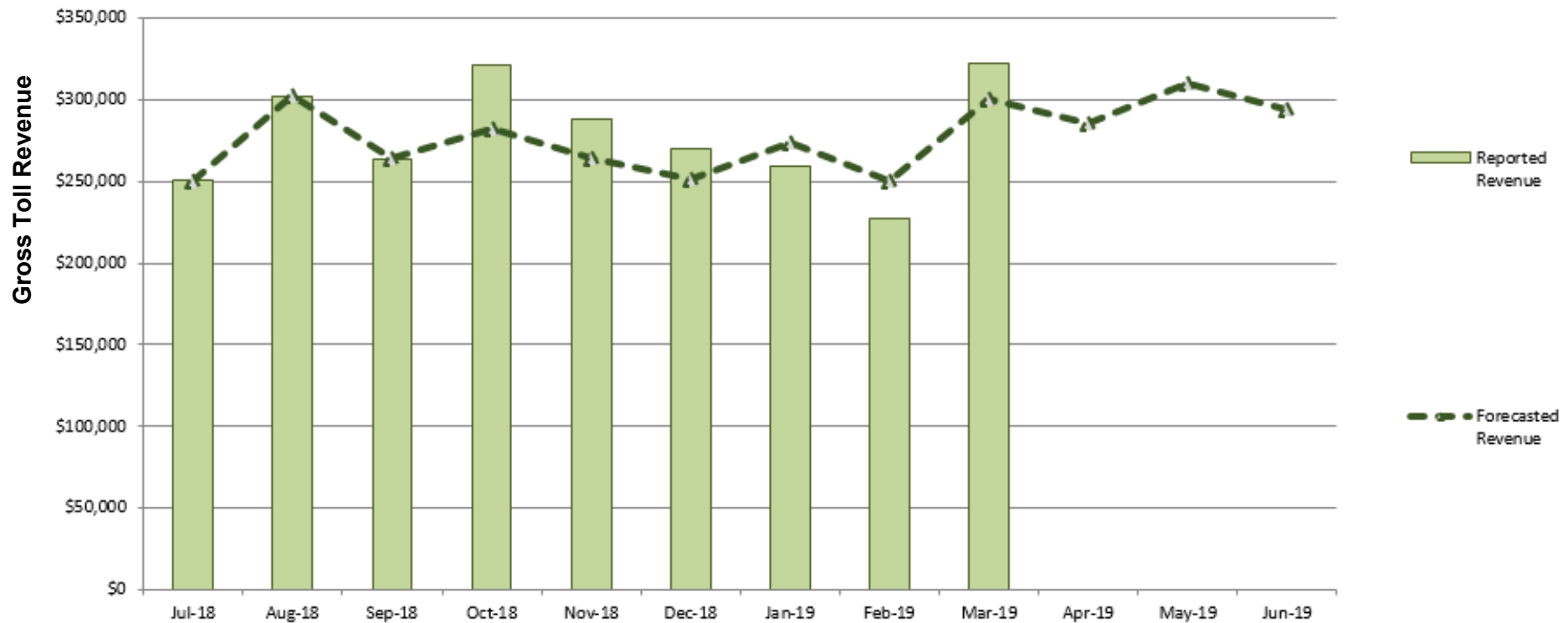
- Total reported toll transactions were 3.0% above the November 2018 forecast



# SR 167 Express Toll Lanes

## 2019 Q3 forecasted and reported gross toll revenue

- Total reported adjusted gross toll revenue was 2.8% above forecast, up by \$67.5 thousand





# How to get ready for SR 99 tolling

Having a *Good To Go!* pass and account ensures you pay the lowest toll rate on every toll road in Washington.

- Drivers without a pass pay \$2 per trip on top of the *Good To Go!* pass toll rate (Pay By Mail).

If you already have a *Good To Go!* pass and an account – you're all set. All *Good To Go!* passes will work in the tunnel.

## Need a *Good To Go!* pass?

- If you currently, or plan, to drive in the SR 99 tunnel you can get a **free** *Good To Go!* sticker pass (limited supply; one per person)
- Sign up online at [99tunnel.com](http://99tunnel.com)



# Getting to SR 99 tolling

## Factors that will determine when tolling begins:

- The Alaskan Way Viaduct demolition project
- Testing the SR 99 toll equipment and systems



# Questions?

For additional information, please contact:

Edward Barry P.E.  
WSDOT Toll Division Director  
(206) 464-1217 or [BarryEd@wsdot.wa.gov](mailto:BarryEd@wsdot.wa.gov)